

STATE OF NORTH CAROLINA


OFFICE OF THE STATE AUDITOR
BETH A. WOOD, CPA



ISOTHERMAL COMMUNITY COLLEGE

SPINDALE, NORTH CAROLINA
FINANCIAL STATEMENT AUDIT REPORT
FOR THE YEAR ENDED JUNE 30, 2020

A COMPONENT UNIT OF THE STATE OF NORTH CAROLINA



NCOSA
The Taxpayers' Watchdog

STATE OF NORTH CAROLINA
Office of the State Auditor



Beth A. Wood, CPA
State Auditor

2 S. Salisbury Street
20601 Mail Service Center
Raleigh, NC 27699-0600
Telephone: (919) 807-7500
Fax: (919) 807-7647
<https://www.auditor.nc.gov>

AUDITOR'S TRANSMITTAL

The Honorable Roy Cooper, Governor
The General Assembly of North Carolina
Board of Trustees, Isothermal Community College

We have completed a financial statement audit of Isothermal Community College for the year ended June 30, 2020, and our audit results are included in this report. You will note from the independent auditor's report that we determined that the financial statements are presented fairly in all material respects.

The results of our tests disclosed no deficiencies in internal control over financial reporting that we consider to be material weaknesses in relation to our audit scope or any instances of noncompliance or other matters that are required to be reported under *Government Auditing Standards*.

North Carolina General Statutes require the State Auditor to make audit reports available to the public. Copies of audit reports issued by the Office of the State Auditor may be obtained through one of the options listed in the back of this report.

A handwritten signature in cursive script that reads 'Beth A. Wood'.


Beth A. Wood, CPA
State Auditor



Beth A. Wood, CPA
State Auditor

TABLE OF CONTENTS

	PAGE
INDEPENDENT AUDITOR'S REPORT	1
MANAGEMENT'S DISCUSSION AND ANALYSIS	3
BASIC FINANCIAL STATEMENTS	
COLLEGE EXHIBITS	
A-1 STATEMENT OF NET POSITION	9
A-2 STATEMENT OF REVENUES, EXPENSES, AND CHANGES IN NET POSITION	11
A-3 STATEMENT OF CASH FLOWS.....	12
COMPONENT UNIT EXHIBITS	
B-1 STATEMENT OF FINANCIAL POSITION	14
B-2 STATEMENT OF ACTIVITIES	15
NOTES TO THE FINANCIAL STATEMENTS	16
REQUIRED SUPPLEMENTARY INFORMATION	
C-1 SCHEDULE OF THE PROPORTIONATE SHARE OF THE NET PENSION LIABILITY (COST-SHARING, MULTIPLE-EMPLOYER, DEFINED BENEFIT PENSION PLAN)	50
C-2 SCHEDULE OF COLLEGE CONTRIBUTIONS (COST-SHARING, MULTIPLE-EMPLOYER, DEFINED BENEFIT PENSION PLAN)	51
NOTES TO REQUIRED SUPPLEMENTARY INFORMATION (COST-SHARING, MULTIPLE-EMPLOYER, DEFINED BENEFIT PENSION PLAN).....	52
C-3 SCHEDULE OF THE PROPORTIONATE SHARE OF THE NET OPEB LIABILITY OR ASSET (COST-SHARING, MULTIPLE-EMPLOYER, DEFINED BENEFIT OPEB PLANS)	53
C-4 SCHEDULE OF COLLEGE CONTRIBUTIONS (COST-SHARING, MULTIPLE-EMPLOYER, DEFINED BENEFIT OPEB PLANS)	54
NOTES TO REQUIRED SUPPLEMENTARY INFORMATION (COST-SHARING, MULTIPLE-EMPLOYER, DEFINED BENEFIT OPEB PLANS)	55
INDEPENDENT AUDITOR'S REPORT ON INTERNAL CONTROL OVER FINANCIAL REPORTING AND ON COMPLIANCE AND OTHER MATTERS BASED ON AN AUDIT OF FINANCIAL STATEMENTS PERFORMED IN ACCORDANCE WITH <i>GOVERNMENT AUDITING STANDARDS</i>	56
ORDERING INFORMATION	58



INDEPENDENT AUDITOR'S REPORT

STATE OF NORTH CAROLINA
Office of the State Auditor



Beth A. Wood, CPA
State Auditor

2 S. Salisbury Street
20601 Mail Service Center
Raleigh, NC 27699-0600
Telephone: (919) 807-7500
Fax: (919) 807-7647
<https://www.auditor.nc.gov>

INDEPENDENT AUDITOR'S REPORT

Board of Trustees
Isothermal Community College
Spindale, North Carolina

Report on the Financial Statements

We have audited the accompanying financial statements of Isothermal Community College (College), a component unit of the State of North Carolina, and its discretely presented component units, as of and for the year ended June 30, 2020, and the related notes to the financial statements, which collectively comprise the College's basic financial statements as listed in the table of contents.

Management's Responsibility for the Financial Statements

Management is responsible for the preparation and fair presentation of these financial statements in accordance with accounting principles generally accepted in the United States of America; this includes the design, implementation, and maintenance of internal control relevant to the preparation and fair presentation of financial statements that are free from material misstatement, whether due to fraud or error.

Auditor's Responsibility

Our responsibility is to express opinions on these financial statements based on our audit. We did not audit the financial statements of Isothermal Community College Foundation, Inc. or Polk County Campus I.C.C. Foundation, Inc., the College's discretely presented component units. Those statements were audited by other auditors, whose reports have been furnished to us, and our opinions, insofar as they relate to the amounts included for those entities, are based solely on the reports of the other auditors. We conducted our audit in accordance with auditing standards generally accepted in the United States of America and the standards applicable to financial audits contained in *Government Auditing Standards*, issued by the Comptroller General of the United States. Those standards require that we plan and perform the audit to obtain reasonable assurance about whether the financial statements are free from material misstatement. The financial statements of Isothermal Community College Foundation, Inc. and Polk County Campus I.C.C. Foundation, Inc. were not audited in accordance with *Government Auditing Standards*.

An audit involves performing procedures to obtain audit evidence about the amounts and disclosures in the financial statements. The procedures selected depend on the auditor's judgment, including the assessment of the risks of material misstatement of the financial statements, whether due to fraud or error. In making those risk assessments, the auditor

considers internal control relevant to the College's preparation and fair presentation of the financial statements in order to design audit procedures that are appropriate in the circumstances, but not for the purpose of expressing an opinion on the effectiveness of the College's internal control. Accordingly, we express no such opinion. An audit also includes evaluating the appropriateness of accounting policies used and the reasonableness of significant accounting estimates made by management, as well as evaluating the overall presentation of the financial statements.

We believe that the audit evidence we have obtained is sufficient and appropriate to provide a basis for our audit opinions.

Opinions

In our opinion, based on our audit and the reports of the other auditors, the financial statements referred to above present fairly, in all material respects, the respective financial position of Isothermal Community College, and its discretely presented component units, as of June 30, 2020, and the respective changes in financial position and, where applicable, cash flows thereof for the year then ended in accordance with accounting principles generally accepted in the United States of America.

Other Matters – Required Supplementary Information

Accounting principles generally accepted in the United States of America require that the Management's Discussion and Analysis and other required supplementary information, as listed in the table of contents, be presented to supplement the basic financial statements. Such information, although not a part of the basic financial statements, is required by the Governmental Accounting Standards Board who considers it to be an essential part of financial reporting for placing the basic financial statements in an appropriate operational, economic, or historical context. We have applied certain limited procedures to the required supplementary information in accordance with auditing standards generally accepted in the United States of America, which consisted of inquiries of management about the methods of preparing the information and comparing the information for consistency with management's responses to our inquiries, the basic financial statements, and other knowledge we obtained during our audit of the basic financial statements. We do not express an opinion or provide any assurance on the information because the limited procedures do not provide us with sufficient evidence to express an opinion or provide any assurance.

Other Reporting Required by Government Auditing Standards


In accordance with *Government Auditing Standards*, we have also issued our report dated February 25, 2021 on our consideration of the College's internal control over financial reporting and on our tests of its compliance with certain provisions of laws, regulations, contracts, and grant agreements and other matters. The purpose of that report is to describe the scope of our testing of internal control over financial reporting and compliance and the results of that testing, and not to provide an opinion on internal control over financial reporting or on compliance. That report is an integral part of an audit performed in accordance with *Government Auditing Standards* in considering the College's internal control over financial reporting and compliance.



Beth A. Wood, CPA
State Auditor

Raleigh, North Carolina

February 25, 2021



MANAGEMENT'S DISCUSSION AND ANALYSIS

Introduction

The following discussion and analysis provides an overview of the financial position and activities of Isothermal Community College (College) for the year ended June 30, 2020. The following financial statements, notes to the financial statements, and required supplementary information comprise the complete set of financial information and should be considered together.

In addition to the College's financial statements and accompanying notes, information for two component units is presented. The Statements of Financial Position, Statements of Activities, and certain notes for Isothermal Community College Foundation, Inc. and Polk County Campus I.C.C. Foundation, Inc. are discretely presented alongside the College's financial statements; however, the component units are not included in management's discussion and analysis. More information can be found in Note 1A, Significant Accounting Policies – Financial Reporting Entity.

Using the Financial Statements

The College's financial report includes three financial statements: Statement of Net Position; Statement of Revenues, Expenses, and Changes in Net Position; and Statement of Cash Flows. These financial statements are prepared under the accrual basis of accounting in accordance with Governmental Accounting Standards Board (GASB) principles.

Financial Highlights

The College serves the markets of Rutherford and Polk counties. The local economy has felt the impact of the COVID-19 pandemic from the mid-March 2020 declaration of a state of emergency by President Donald Trump. In the short-term, the unemployment rate was negatively impacted and peaked in May 2020 in Rutherford County at 14.8%. The rate trended back to finish the fiscal year ended June 30, 2020 at 9.5% compared to 5.6% at June 30, 2019. The rates for Rutherford County were slightly ahead of the national average of 11.1% but seem to have stabilized. The College's enrollment for the 2019-2020 year is down 2.8%, but due to the actions of the federal and state governments the College did not suffer a significant financial impact from the pandemic. Total full-time-equivalent (FTE) levels were funded based on a 2.8% decrease in 2019-2020 from 2018-2019. Continuing Education and Adult Literacy programs experienced the largest decrease of net FTE with 49 budgeted less than the previous year. Curriculum programs had a decrease of net 10 FTE. Funding for the total state budget allocation experienced a slight reduction of 1.7% and was limited due to the elimination of the previously required management flexibility reduction. The College is continuing to experience strong high school enrollment and retention rates continue to improve as tools are implemented through the continuance of the College's quality enhance plan (QEP) and Aviso retention software.

Looking to the 2020-2021 fiscal year, the College anticipates to see improvements in enrollment with the introduction of new programming and the completion of related facilities. The effects of the pandemic and its relationship to mandated operational guidelines imposed on public schools and universities may have a positive impact for the College. The continued efforts to improve facilities and move forward with multiple projects focusing on recently implemented curriculum programming will provide opportunities for students to continue progress toward completion of both two-year degrees and transitioning back to four-year institutions. The College plans to begin enrollment in two new programs of study, including Dental Assisting and Human Services. In addition, the College will be looking to strengthen strategic partnerships with business and industry to provide credentials relevant to workforce

preparedness. The College continues to operate with a strong financial basis and continues to be responsive to core business functions related to the fulfillment of the overall mission. As always, the College continues to be responsive to developments and opportunities presented in the service areas.

Statement of Net Position

The Statement of Net Position presents a fiscal snapshot of the College as of June 30, 2020, and includes all assets, deferred outflows of resources, liabilities, and deferred inflows of resources of the College. The statement also includes the difference between total assets and deferred outflows of resources less total liabilities and deferred inflows of resources (net position) which is an indicator of whether the overall financial condition has improved or worsened. This statement also provides information on assets available to continue operations, liabilities due to outside parties, and the net position available for expenditure by the College. Items on the Statement of Net Position are generally measured using current values, with the exception of capital assets which are stated at historical cost less an allowance for depreciation. A summarized comparison of the College's assets, deferred outflows of resources, liabilities, deferred inflows of resources, and net position at June 30, 2020 and 2019 are as follows:

Condensed Statement of Net Position			
	2020	2019	\$ Change
Assets			
Current Assets	\$ 4,896,732.94	\$ 4,700,399.09	\$ 196,333.85
Noncurrent Assets			
Capital Assets, Net	27,661,245.26	28,029,686.46	(368,441.20)
Other Noncurrent Assets	<u>15,914,467.62</u>	<u>15,972,941.34</u>	<u>(58,473.72)</u>
Total Assets	<u>48,472,445.82</u>	<u>48,703,026.89</u>	<u>(230,581.07)</u>
Total Deferred Outflows of Resources	<u>4,127,501.00</u>	<u>4,240,076.00</u>	<u>(112,575.00)</u>
Liabilities			
Current Liabilities	978,260.57	1,185,547.95	(207,287.38)
Long-Term Liabilities	<u>24,216,598.51</u>	<u>22,936,724.37</u>	<u>1,279,874.14</u>
Total Liabilities	<u>25,194,859.08</u>	<u>24,122,272.32</u>	<u>1,072,586.76</u>
Total Deferred Inflows of Resources	<u>7,840,335.00</u>	<u>9,615,170.00</u>	<u>(1,774,835.00)</u>
Net Position			
Investment in Capital Assets	27,661,245.26	28,029,686.46	(368,441.20)
Restricted - Nonexpendable	2,290,160.10	2,232,909.51	57,250.59
Restricted - Expendable	14,857,738.28	14,831,824.76	25,913.52
Unrestricted	<u>(25,244,390.90)</u>	<u>(25,888,760.16)</u>	<u>644,369.26</u>
Total Net Position	<u>\$ 19,564,752.74</u>	<u>\$ 19,205,660.57</u>	<u>\$ 359,092.17</u>

Current assets, which increased \$196,333.85, consist primarily of cash, receivables expected to be collected within one year, prepaid items, and inventories expected to be used within one year. Within current assets, cash and cash equivalents increased by \$297,006.98, including a \$32,931.07 increase in our county current cash balance due to a decrease in utility costs and housekeeping supply expenditures from March – June due to shutdown of campus due to the pandemic. In addition, the College received a second allotment of \$69,080.18 from the Keith Melton Estate bequest and \$84,594.07 from ticket sales and sponsorship revenue from the

Earl Scruggs Festival event that was postponed due to the pandemic. Receivables decreased by \$141,472.70 as prior year amounts were received during the current year for the completion of the Firefighters Training Facility.

Other noncurrent assets consist of cash not expected to be used within one year, amounts due from the State of North Carolina for capital projects, investments held in the Lee L. Powers Scholarship Account and the Mildred Furches Scholarship Group Account, and a net other postemployment benefits (OPEB) asset. The decrease of \$58,473.72 in other noncurrent assets is driven primarily by reduced investment earnings, which decreased investment asset values by \$50,487.92 after expenditures. Further analysis of investment earnings will follow under the Statement of Revenues, Expenses, and Changes in Net Position section.

Capital assets decreased by \$368,441.20, as depreciation and other reductions in asset carrying values surpassed additions. A further analysis of this activity is provided under the Capital Assets section within this analysis.

Deferred outflows of resources, which relates to pension and OPEB contributions and other components as disclosed in notes 13 and 14, decreased by \$112,575.00. This decrease is due to changes in actual and projected earnings on plan investments and changes in actuarial assumptions. See notes 13 and 14 of the notes to financial statements for further details of deferred outflows of resources.

Current liabilities are comprised of accounts payable, accrued compensation, unearned revenue, funds held for others, and current portions of long-term liabilities. The net decrease of \$207,287.38 is primarily driven by accounts payable related to capital assets and contract retainage associated with construction which decreased \$215,820.18 because the projects for the Workforce Development Building and Firefighters Training Center were completed during the year.

Long-term liabilities include compensated absences not expected to be used within the next year, net OPEB liability, and net pension liability which is the College's portion of the State's net pension liability for the Teachers' and State Employees' Retirement System (TSERS) plan. The College's net pension liability increased by \$180,605.00. Also included in the total, in compliance with GASB 75, the College recognized its pro-rated share of the State's net OPEB liability for the Retiree Health Benefit Fund (RHBF) which increased by \$1,104,064. These increases are primarily the result of changes in the actuarial valuations.

Deferred inflows of resources for pensions decreased by \$103,580.00 and for OPEB plans decreased by \$1,671,255.00 due primarily to changes in actuarial assumptions. See notes 13 and 14 of the notes to financial statements for further details of deferred inflows of resources.

Net position represents the residual interest in the College's assets and deferred outflows of resources after all liabilities and deferred inflows of resources are deducted. For reporting purposes, they are divided into three categories: investment in capital assets, restricted (nonexpendable and expendable), and unrestricted net position. Net position had a slight increase of \$359,092.17 over fiscal year 2019. This increase is primarily due to the proportionate fluctuations of the pension and OPEB components.

Statement of Revenues, Expenses, and Changes in Net Position

Changes in assets, deferred outflows of resources, liabilities, deferred inflows of resources, and net position, as presented on the Statement of Net Position, are based on the activity

MANAGEMENT'S DISCUSSION AND ANALYSIS

presented in the Statement of Revenues, Expenses, and Changes in Net Position. The purpose of this statement is to present the revenues earned by the institution, both operating and nonoperating, and any other revenues, expenses, gains, and losses earned or incurred by the institution.

Operating revenues are received for providing goods and services to the various customers and constituencies of the College. Operating expenses are used to acquire or produce the goods and services provided in return for the operating revenues, and to carry out the mission of the College. Nonoperating revenues are revenues for which goods and services are not provided, e.g., state aid and investment income. The following is a condensed Statement of Revenues, Expenses, and Changes in Net Position for the College for the fiscal years ended June 30, 2020 and 2019:

Condensed Statement of Revenues, Expenses, and Changes in Net Position

	2020	2019	\$ Change
Operating Revenues			
Student Tuition & Fees, Net	\$ 863,284.85	\$ 918,093.07	\$ (54,808.22)
Sales and Services, Net	1,093,223.92	1,281,216.87	(187,992.95)
Total Operating Revenues	<u>1,956,508.77</u>	<u>2,199,309.94</u>	<u>(242,801.17)</u>
Operating Expenses			
Salaries and Benefits	15,089,532.84	14,673,439.03	416,093.81
Supplies and Services	4,192,120.06	4,815,449.44	(623,329.38)
Scholarships and Fellowships	2,470,837.12	1,968,119.55	502,717.57
Utilities	593,239.02	607,800.53	(14,561.51)
Depreciation	1,117,384.60	993,581.10	123,803.50
Total Operating Expenses	<u>23,463,113.64</u>	<u>23,058,389.65</u>	<u>404,723.99</u>
Operating Loss	<u>(21,506,604.87)</u>	<u>(20,859,079.71)</u>	<u>(647,525.16)</u>
Nonoperating Revenues (Expenses)			
State Aid	10,561,804.22	10,647,180.48	(85,376.26)
County Appropriations	2,674,542.12	2,516,714.38	157,827.74
Student Financial Aid	3,871,116.93	3,478,691.84	392,425.09
Federal Aid - COVID-19	475,566.73	-	475,566.73
Noncapital Contributions	2,264,198.48	2,440,683.63	(176,485.15)
Investment Income, Net	642,476.41	851,565.30	(209,088.89)
Other Nonoperating Revenues (Expenses)	58.40	(209,270.42)	209,328.82
Net Nonoperating Revenues	<u>20,489,763.29</u>	<u>19,725,565.21</u>	<u>764,198.08</u>
Loss Before Other Revenues	(1,016,841.58)	(1,133,514.50)	116,672.92
Other Revenues			
State and County Capital Aid	1,252,474.58	4,064,857.89	(2,812,383.31)
Capital Contributions	123,459.17	2,353,536.66	(2,230,077.49)
Increase in Net Position	359,092.17	5,284,880.05	(4,925,787.88)
Net Position, Beginning	<u>19,205,660.57</u>	<u>13,920,780.52</u>	<u>5,284,880.05</u>
Net Position, Ending	<u>\$ 19,564,752.74</u>	<u>\$ 19,205,660.57</u>	<u>\$ 359,092.17</u>
Reconciliation of Changes in Net Position			
Total Revenues	\$ 23,822,205.81	\$ 28,552,540.12	\$ (4,730,334.31)
Less: Total Expenses	<u>23,463,113.64</u>	<u>23,267,660.07</u>	<u>195,453.57</u>
Changes in Net Position	<u>\$ 359,092.17</u>	<u>\$ 5,284,880.05</u>	<u>\$ (4,925,787.88)</u>

Revenues generated from auxiliary operations such as the campus bookstore and the public radio station are recorded as sales and services revenue. All components of sales and services revenue decreased due to the pandemic. The majority of the decrease relates to the WNCW Public Radio Underwriting revenue, which decreased \$105,305.13 and 14.8%, as client events normally advertised on WNCW had to be cancelled due to the pandemic. Further, the Performing Arts Center had to cancel all events scheduled for spring and summer, which resulted in a 20.4% decrease in revenue of \$43,470.51.

Overall operating expenses increased \$404,723.99. Salaries and benefits increased \$416,093.81 or 2.8%. Of this increased amount, \$116,900.01 was associated with Plant Operations and Maintenance as new positions were needed to maintain our new facilities, and \$381,184.02 are the salary and benefit costs associated with the new programs of Human Services Technology, Dental Assistant, and Equine Sciences. Supplies and services decreased \$623,329.38 or 12.9% due to spending restrictions implemented by the State due to the pandemic. Scholarships and fellowships increased by \$502,717.57 or 25.5% due to funds received from the United States Department of Education under the Coronavirus Aid, Relief, and Economic Security (CARES) Act's Higher Education Emergency Relief Fund (HEERF) program for student aid, for which the College disbursed \$427,015.00 in Fiscal Year 2020.

Nonoperating revenues consist of aid from the State of North Carolina, Rutherford and Polk counties, financial aid received from the federal and state government and private entities to disburse to students, grants, and investment income. Overall, net nonoperating revenues increased \$764,198.08. County appropriations increased by \$157,827.74 or 6.3% as the College received additional funding for staff to maintain new facilities. The 11.3% increase of \$392,425.09 in student financial aid is related to an increase in Pell grants awarded as more students were eligible to receive aid. Finally, nonoperating revenues increased \$475,566.73 for federal aid related to COVID-19 from the HEERF. Also included in the nonoperating revenue section for Fiscal Year 2019 is a loss of \$209,270.42 on the disposal of assets.

Investment income from the College's investment and scholarship funds declined due to the impact of the pandemic. The College had net investment earnings of \$642,476.41 for the year, summarized as follows: interest, dividends, and capital gain dividends from the Lee L. Powers fund, Mildred Furches Scholarship Group, and other scholarship funds, were \$506,533.32; realized gain on sale of securities of \$277,912.45; and unrealized loss or decrease in market value of securities of \$106,045.14. Investment management fees netted against investment gains were \$35,924.22.

Overall other revenues decreased \$5,042,460.80. Other revenues included capital aid received from the State in the amount of \$834,335.95 which decreased \$1,524,428.44 due to spending restrictions for equipment purchases and construction, and a decrease in renovation and repair funds from NC Connect Bond projects that were finished in FY19. County capital aid decreased \$1,287,954.87 due to completion of major projects. Finally, capital contributions decreased \$2,230,077.49 mainly due to \$2,017,501.00 in fiscal year 2019 revenues from the U.S. Department of Commerce Economic Development Administration for the Engineering Technology and Workforce Development Buildings that were not reported in the current year.

Capital Assets

Capital assets for the College are comprised of nondepreciable and depreciable assets. Nondepreciable assets are land, an art collection, and construction in progress. Depreciable assets are buildings, machinery and equipment, and general infrastructure. The College had

\$27,661,245.26 invested in capital assets at year-end which decreased \$368,441.20 from the prior fiscal year. During the year the College completed the new Emergency Services Training and Burn Buildings. Most of the work on these projects was capitalized as construction in progress in prior years. Other additions to capital assets totaled \$543,949.45 and depreciation expense for the current year totaled \$1,117,384.60. Also, the College disposed of equipment with a capitalized cost of \$7,752.94.

Economic Forecast


The College is operating on the basis of a strong financial foundation. As enrollments stabilize and trend toward growth, the opportunity continues to develop in relation to marketing programs and facilities and flexibility in delivery of services. Improvements in the areas of technology and online/hybrid class delivery is a demonstration of the College's ability to rapidly pivot to capitalize on funding provided as a result of the pandemic. These funds will continue to be strategically utilized to position the College to be responsive to changing demands of the students in our service areas. Programming planned and implemented during the previous fiscal year are actively engaged in enrolling students and will provide opportunities previously unavailable in the service area. The College must continue to develop strategies to recruit traditional first-time college students and promote the availability of scholarships including the Powers Promise and other institutional scholarships. Planned activities include the expansion and continuation of targeted marketing and comprehensive outreach to promote efficiently and effectively both new and existing programming. A review of opportunities related to the strong relationship with the local school boards and related legislation may provide additional strategies for both college credit courses to be offered to high school students not currently taking advantage of both college transfer and career technical education. The College is projecting overall enrollment to increase in curriculum and is working in the continuing education programs to utilize scholarships available for credentialing made available through the Governor's office. Contributing factors will be completion of capital projects and the value of the added service capability provided by these investments. Other factors will be the ability of the College to quickly make adjustments to scheduling and continuous facility utilization assessments to achieve maximum flexibility. The College will also continue to be cautious in regards to expanding staffing levels in order to make sure any increases are sustainable and new program costs are supported.

A critical element of the College's future will continue to be our relationship with the State of North Carolina. Education continues to be recognized as an investment in North Carolina's future and the role of community colleges is viewed as critical in the preparation of a well-trained workforce. As the economy changes and the unemployment rate stabilizes, the College will have to continue focusing efforts on maximizing efficiencies.

While it is not possible to predict the ultimate results, management believes that the College's financial condition is strong enough to withstand the economic uncertainties. Conservative and realistic approaches have been made to ensure that operating costs required to offer services to the students and community who rely on the College are covered by revenues and allocations allotted to the College.

Contacting the College's Financial Management

This financial report is designed to provide our citizens, donors, and creditors with a general overview of the College's finances and show accountability of all funds received. If you have any questions or need additional financial information, please contact Stephen Matheny, Vice President of Administrative Services for Isothermal Community College at (828) 395-1293.



FINANCIAL STATEMENTS

Isothermal Community College
Statement of Net Position
June 30, 2020

Exhibit A-1
Page 1 of 2

ASSETS

Current Assets:

Cash and Cash Equivalents	\$ 2,568,305.23
Restricted Cash and Cash Equivalents	1,448,069.78
Restricted Short-Term Investments	3,000.00
Receivables, Net (Note 5)	493,486.47
Inventories	372,134.89
Prepaid Items	11,736.57

Total Current Assets	4,896,732.94
----------------------	--------------

Noncurrent Assets:

Restricted Cash and Cash Equivalents	210,111.46
Restricted Due from Primary Government	9,107.26
Restricted Investments	15,671,766.90
Net Other Postemployment Benefits Asset	23,482.00
Capital Assets - Nondepreciable (Note 6)	1,395,683.17
Capital Assets - Depreciable, Net (Note 6)	26,265,562.09

Total Noncurrent Assets	43,575,712.88
-------------------------	---------------

Total Assets	48,472,445.82
--------------	---------------

DEFERRED OUTFLOWS OF RESOURCES

Deferred Outflows Related to Pensions	2,639,087.00
Deferred Outflows Related to Other Postemployment Benefits (Note 14)	1,488,414.00

Total Deferred Outflows of Resources	4,127,501.00
--------------------------------------	--------------

LIABILITIES

Current Liabilities:

Accounts Payable and Accrued Liabilities (Note 7)	576,797.77
Unearned Revenue	288,650.33
Funds Held for Others	76,827.08
Long-Term Liabilities - Current Portion (Note 8)	35,985.39

Total Current Liabilities	978,260.57
---------------------------	------------

Noncurrent Liabilities:

Long-Term Liabilities (Note 8)	24,216,598.51
--------------------------------	---------------

Total Liabilities	25,194,859.08
-------------------	---------------

DEFERRED INFLOWS OF RESOURCES

Deferred Inflows Related to Pensions	141,183.00
Deferred Inflows Related to Other Postemployment Benefits (Note 14)	7,699,152.00

Total Deferred Inflows of Resources	7,840,335.00
-------------------------------------	--------------

***Isothermal Community College
Statement of Net Position
June 30, 2020***

***Exhibit A-1
Page 2 of 2***

NET POSITION

Investment in Capital Assets	27,661,245.26
Restricted:	
Nonexpendable	
Student Financial Aid	2,163,483.27
Other	126,676.83
Expendable	
Student Financial Aid	14,159,235.95
Restricted for Specific Programs	169,179.68
Other	529,322.65
Unrestricted	<u>(25,244,390.90)</u>
Total Net Position	<u><u>\$ 19,564,752.74</u></u>

The accompanying notes to the financial statements are an integral part of this statement.

***Isothermal Community College
Statement of Revenues, Expenses, and
Changes in Net Position
For the Fiscal Year Ended June 30, 2020***

Exhibit A-2

OPERATING REVENUES

Student Tuition and Fees, Net (Note 11)	\$ 863,284.85
Sales and Services, Net (Note 11)	1,093,223.92
	<hr/>
Total Operating Revenues	1,956,508.77

OPERATING EXPENSES

Salaries and Benefits	15,089,532.84
Supplies and Services	4,192,120.06
Scholarships and Fellowships	2,470,837.12
Utilities	593,239.02
Depreciation	1,117,384.60
	<hr/>
Total Operating Expenses	23,463,113.64
	<hr/>
Operating Loss	(21,506,604.87)

NONOPERATING REVENUES

State Aid	10,561,804.22
County Appropriations	2,674,542.12
Student Financial Aid	3,871,116.93
Federal Aid - COVID-19	475,566.73
Noncapital Contributions	2,264,198.48
Investment Income (Net of Investment Expense of \$35,924.22)	642,476.41
Other Nonoperating Revenues	58.40
	<hr/>
Total Nonoperating Revenues	20,489,763.29
	<hr/>
Loss Before Other Revenues	(1,016,841.58)
	<hr/>
State Capital Aid	834,335.95
County Capital Aid	418,138.63
Capital Contributions	123,459.17
	<hr/>
Total Other Revenues	1,375,933.75
	<hr/>
Increase in Net Position	359,092.17

NET POSITION

Net Position - July 1, 2019	19,205,660.57
	<hr/>
Net Position - June 30, 2020	\$ 19,564,752.74
	<hr/> <hr/>

The accompanying notes to the financial statements are an integral part of this statement.

Isothermal Community College
Statement of Cash Flows
For the Fiscal Year Ended June 30, 2020

Exhibit A-3
Page 1 of 2

CASH FLOWS FROM OPERATING ACTIVITIES	
Received from Customers	\$ 2,093,356.93
Payments to Employees and Fringe Benefits	(15,558,116.26)
Payments to Vendors and Suppliers	(4,792,466.94)
Payments for Scholarships and Fellowships	(2,478,921.05)
Other Receipts	17,038.09
	<hr/>
Net Cash Used by Operating Activities	(20,719,109.23)
CASH FLOWS FROM NONCAPITAL FINANCING ACTIVITIES	
State Aid	10,561,804.22
County Appropriations	2,674,542.12
Student Financial Aid	3,871,116.93
Federal Aid - COVID-19	427,015.00
Noncapital Contributions	2,190,726.70
	<hr/>
Total Cash Provided by Noncapital Financing Activities	19,725,204.97
CASH FLOWS FROM CAPITAL FINANCING AND RELATED FINANCING ACTIVITIES	
State Capital Aid	834,335.95
County Capital Aid	609,861.93
Capital Contributions	122,491.41
Proceeds from Sale of Capital Assets	441.60
Acquisition and Construction of Capital Assets	(983,886.78)
	<hr/>
Net Cash Provided by Capital Financing and Related Financing Activities	583,244.11
CASH FLOWS FROM INVESTING ACTIVITIES	
Proceeds from Sales and Maturities of Investments	4,178,368.39
Investment Income	506,533.32
Purchase of Investments and Related Fees	(3,991,937.38)
	<hr/>
Net Cash Provided by Investing Activities	692,964.33
Net Increase in Cash and Cash Equivalents	282,304.18
Cash and Cash Equivalents - July 1, 2019	3,944,182.29
	<hr/>
Cash and Cash Equivalents - June 30, 2020	\$ 4,226,486.47
	<hr/> <hr/>

Isothermal Community College
Statement of Cash Flows
For the Fiscal Year Ended June 30, 2020

Exhibit A-3
Page 2 of 2

**RECONCILIATION OF OPERATING LOSS TO
NET CASH USED BY OPERATING ACTIVITIES**

Operating Loss	\$ (21,506,604.87)
Adjustments to Reconcile Operating Loss to Net Cash Used by Operating Activities	
Depreciation Expense	1,117,384.60
Changes in Assets and Deferred Outflows of Resources:	
Receivables, Net	61,721.23
Inventories	(36,938.98)
Prepaid Items	(3,860.59)
Net Other Postemployment Benefits Asset	(6,717.00)
Deferred Outflows Related to Pensions	918,948.00
Deferred Outflows Related to Other Postemployment Benefits	(806,373.00)
Changes in Liabilities and Deferred Inflows of Resources:	
Accounts Payable and Accrued Liabilities	2,427.78
Unearned Revenue	67,043.00
Funds Held for Others	17,038.09
Net Pension Liability	180,605.00
Net Other Postemployment Benefits Liability	1,104,064.00
Compensated Absences	(53,011.49)
Deferred Inflows Related to Pensions	(103,580.00)
Deferred Inflows Related to Other Postemployment Benefits	(1,671,255.00)
Net Cash Used by Operating Activities	<u>\$ (20,719,109.23)</u>
NONCASH INVESTING, CAPITAL, AND FINANCING ACTIVITIES	
Change in Fair Value of Investments	\$ (106,045.14)
Increase in Receivables Related to Nonoperating Income	111,971.83

The accompanying notes to the financial statements are an integral part of this statement.

***Isothermal Community College Foundations
Statement of Financial Position
June 30, 2020***

Exhibit B-1

	Isothermal Community College Foundation, Inc.	Polk County Campus I.C.C. Foundation, Inc.
ASSETS		
Without Donor Restrictions:		
Cash and Cash Equivalents	\$ 25,198	\$ 31,431
Investment in Polk Community Foundation Investments	-	34,272
	<u>213,880</u>	<u>262,137</u>
Total Assets Without Donor Restrictions	<u>239,078</u>	<u>327,840</u>
With Donor Restrictions:		
Cash and Cash Equivalents	115,452	-
Investment in Polk Community Foundation Investments	-	108,771
	<u>2,289,752</u>	<u>-</u>
Total Assets With Donor Restrictions	<u>2,405,204</u>	<u>108,771</u>
Total Assets	<u>\$ 2,644,282</u>	<u>\$ 436,611</u>
LIABILITIES		
Total Liabilities	<u>\$ -</u>	<u>\$ -</u>
NET ASSETS		
Without Donor Restrictions	239,078	327,840
With Donor Restrictions	<u>2,405,204</u>	<u>108,771</u>
Total Net Assets	<u>2,644,282</u>	<u>436,611</u>
Total Liabilities and Net Assets	<u>\$ 2,644,282</u>	<u>\$ 436,611</u>


The accompanying notes to the financial statements are an integral part of this statement.

Isothermal Community College Foundations
Statement of Activities
For the Fiscal Year Ended June 30, 2020

Exhibit B-2

	<u>Isothermal Community College Foundation, Inc.</u>	<u>Polk County Campus I.C.C. Foundation, Inc.</u>
CHANGES IN NET ASSETS WITHOUT DONOR RESTRICTIONS		
Revenue and Support:		
Contributions	\$ 6,860	\$ -
Other Revenue	27,545	1,400
Interest and Investment Earnings	6,177	7,591
In-Kind Contributions	26,184	-
Unrealized Gain on Investments	6,853	545
Realized Gain on Investments	2,549	4,793
Net Assets Released from Restriction: Satisfaction of Program Restrictions	197,626	4,000
Total Revenue and Support	273,794	18,329
Expenses:		
Program Contributions:		
Performing Arts	80,926	-
Employee Professional Development and Awards	3,623	-
Scholarships	96,557	8,909
Mentoring	27,682	-
College Support	19,202	-
In-Kind Expenses	14,197	-
Support Services:		
In-Kind Expenses	11,987	-
Fundraising	12,205	-
Management and General	13,407	8,423
Total Expenses	279,786	17,332
Increase (Decrease) in Net Assets Without Donor Restrictions	(5,992)	997
CHANGES IN NET ASSETS WITH DONOR RESTRICTIONS		
Revenue and Support:		
Contributions	64,328	-
Other Revenue	18,875	-
Interest and Investment Earnings	77,739	491
Unrealized Gain (Loss) on Investments	(4,022)	2,650
Realized Gain on Investments	38,300	-
Net Assets Released from Restriction: Satisfaction of Program Restrictions	(197,626)	(4,000)
Total Revenue and Support	(2,406)	(859)
Decrease in Net Assets With Donor Restrictions	(2,406)	(859)
Increase (Decrease) in Net Assets	(8,398)	138
NET ASSETS		
Net Assets at Beginning of Year	2,652,680	436,473
Net Assets at End of Year	\$ 2,644,282	\$ 436,611

The accompanying notes to the financial statements are an integral part of this statement.



NOTES TO THE FINANCIAL STATEMENTS

NOTE 1 - SIGNIFICANT ACCOUNTING POLICIES

- A. Financial Reporting Entity** - The concept underlying the definition of the financial reporting entity is that elected officials are accountable to their constituents for their actions. As required by accounting principles generally accepted in the United States of America (GAAP), the financial reporting entity includes both the primary government and all of its component units. An organization other than a primary government serves as a nucleus for a reporting entity when it issues separate financial statements. Isothermal Community College (College) is a component unit of the State of North Carolina and an integral part of the State's *Comprehensive Annual Financial Report*.

The accompanying financial statements present all funds of the College and its component units for which the College's Board of Trustees is financially accountable. The College's component units are discretely presented in the College's financial statements. See below for further discussion of the College's component units. Other related foundations and similar nonprofit corporations for which the College is not financially accountable are not part of the accompanying financial statements.

Discretely Presented Component Units - Isothermal Community College Foundation, Inc. (Foundation) and Polk County Campus I.C.C. Foundation, Inc. (PCC ICC Foundation) are legally separate, nonprofit corporations and are reported as discretely presented component units based on the nature and significance of their relationship to the College.

The Foundation and the PCC ICC Foundation act primarily as fundraising organizations to supplement the resources that are available to the College in support of its programs. The Foundation board consists of 34 members and the PCC ICC Foundation board consists of 10 members. Although the College does not control the timing or amount of receipts from the Foundation or the PCC ICC Foundation, the majority of resources, or income thereon, that the Foundation and the PCC ICC Foundation holds and invests are restricted to the activities of the College by the donors. Because these restricted resources held by the Foundation and the PCC ICC Foundation can only be used by, or for the benefit of the College, the Foundation and the PCC ICC Foundation are considered component units of the College and are reported in separate financial statements because of the difference in their reporting model, as described below.

The Foundation and the PCC ICC Foundation are private nonprofit organizations that report their financial results under the Financial Accounting Standards Board (FASB) Codification. As such, certain revenue recognition criteria and presentation features are different from the Governmental Accounting Standards Board (GASB) revenue recognition criteria and presentation features. No modifications have been made to their financial information in the College's financial reporting entity for these differences.

During the year ended June 30, 2020, the Foundation distributed \$187,294.54 to the College for both restricted and unrestricted purposes and the PCC ICC Foundation distributed \$12,826.20 to the College for both restricted and unrestricted purposes. Complete financial statements for the Foundation and the PCC ICC Foundation can be obtained from the College Controller's office at P.O. Box 804, Spindale, NC 28160 or by calling (828) 395-1492.

- B. Basis of Presentation** - The accompanying financial statements are presented in accordance with accounting principles generally accepted in the United States of America as prescribed by the GASB.

Pursuant to the provisions of GASB Statement No. 34, *Basic Financial Statements - and Management's Discussion and Analysis - for State and Local Governments*, as amended by GASB Statement No. 35, *Basic Financial Statements - and Management's Discussion and Analysis - for Public Colleges and Universities*, the full scope of the College's activities is considered to be a single business-type activity and accordingly, is reported within a single column in the basic financial statements.

- C. Basis of Accounting** - The financial statements of the College have been prepared using the economic resource measurement focus and the accrual basis of accounting. Under the accrual basis, revenues are recognized when earned, and expenses are recorded when an obligation has been incurred, regardless of the timing of the cash flows.

Nonexchange transactions, in which the College receives (or gives) value without directly giving (or receiving) equal value in exchange, include state aid, certain grants, and donations. Revenues are recognized, net of estimated uncollectible amounts, as soon as all eligibility requirements imposed by the provider have been met, if probable of collection.

- D. Cash and Cash Equivalents** - This classification includes undeposited receipts, petty cash, cash on deposit with private bank accounts, cash with fiscal agent, and deposits held by the State Treasurer in the Short-Term Investment Fund (STIF). The STIF maintained by the State Treasurer has the general characteristics of a demand deposit account in that participants may deposit and withdraw cash at any time without prior notice or penalty.
- E. Investments** - To the extent available, investments are recorded at fair value based on quoted market prices in active markets on a trade-date basis. Additional information regarding the fair value measurement of investments is disclosed in Note 3. Because of the inherent uncertainty in the use of estimates, values that are based on estimates may differ from the values that would have been used had a ready market existed for the investments. The net change in the value of investments is recognized as a component of investment income.
- F. Receivables** - Receivables consist of tuition and fees charged to students and charges for auxiliary enterprises' sales and services. Receivables also include amounts due from the federal government, state and local

governments, private sources in connection with reimbursement of allowable expenditures made pursuant to contracts and grants, and pledges that are verifiable, measurable, and expected to be collected and available for expenditures for which the resource provider's conditions have been satisfied. Receivables are recorded net of estimated uncollectible amounts.

- G. Inventories** - Inventories, consisting of expendable supplies, are valued at cost using the last invoice cost method. Merchandise for resale is valued at the lower of cost or market using the retail inventory method.
- H. Capital Assets** - Capital assets are stated at cost at date of acquisition or acquisition value at date of donation in the case of gifts. Donated capital assets acquired prior to July 1, 2015 are stated at fair value as of the date of donation. The value of assets constructed includes all material direct and indirect construction costs.

The College capitalizes assets that have a value or cost of \$5,000 or greater at the date of acquisition and an estimated useful life of more than one year.

Depreciation is computed using the straight-line method over the estimated useful lives of the assets in the following manner:

<u>Asset Class</u>	<u>Estimated Useful Life</u>
Buildings	10-62 years
Machinery and Equipment	5-40 years
General Infrastructure	10-75 years

- I. Restricted Assets** - Certain resources are reported as restricted assets because restrictions on asset use change the nature or normal understanding of the availability of the asset. Resources that are not available for current operations and are reported as restricted include resources whose use is limited by external parties or statute and endowment and other restricted investments.
- J. Noncurrent Long-Term Liabilities** - Noncurrent long-term liabilities include long-term liabilities that will not be paid within the next fiscal year. Long-term liabilities include: compensated absences, net pension liability, and net other postemployment benefits (OPEB) liability.

The net pension liability represents the College's proportionate share of the collective net pension liability reported in the State of North Carolina's 2019 *Comprehensive Annual Financial Report*. This liability represents the College's portion of the collective total pension liability less the fiduciary net position of the Teachers' and State Employees' Retirement System. See Note 13 for further information regarding the College's policies for recognizing liabilities, expenses, deferred outflows of resources, and deferred inflows of resources related to pensions.

The net OPEB liability represents the College's proportionate share of the collective net OPEB liability reported in the State of North Carolina's 2019 *Comprehensive Annual Financial Report*. This liability represents the College's portion of the collective total OPEB liability less the fiduciary net position of the Retiree Health Benefit Fund. See Note 14 for further information regarding the College's policies for recognizing liabilities, expenses, deferred outflows of resources, and deferred inflows of resources related to OPEB.

- K. Compensated Absences** - The College's policy is to record the cost of vacation leave when earned. The policy provides for a maximum accumulation of unused vacation leave of 30 days which can be carried forward each January 1 or for which an employee can be paid upon termination of employment. When classifying compensated absences into current and noncurrent, leave is considered taken using a last-in, first-out (LIFO) method. Also, any accumulated vacation leave in excess of 30 days at year-end is converted to sick leave. Under this policy, the accumulated vacation leave for each employee at June 30 equals the leave carried forward at the previous December 31 plus the leave earned, less the leave taken between January 1 and June 30.

In addition to the vacation leave described above, compensated absences include the accumulated unused portion of the special annual leave bonuses awarded by the North Carolina General Assembly. The bonus leave balance on December 31 is retained by employees and transferred into the next calendar year. It is not subject to the limitation on annual leave carried forward described above and is not subject to conversion to sick leave.

There is no liability for unpaid accumulated sick leave because the College has no obligation to pay sick leave upon termination or retirement. However, additional service credit for retirement pension benefits is given for accumulated sick leave upon retirement.

- L. Deferred Outflows/Inflows of Resources** - Deferred outflows of resources represent a consumption of net position that applies to a future period(s) and so will not be recognized as an outflow of resources (expense) until then. Deferred inflows of resources represent an acquisition of net position that applies to a future period(s) and so will not be recognized as an inflow of resources (revenue) until then.

- M. Net Position** - The College's net position is classified as follows:

Investment in Capital Assets - This represents the College's total investment in capital assets.

Restricted Net Position - Nonexpendable - Nonexpendable restricted net position includes endowments and similar type assets whose use is limited by donors or other outside sources, and, as a condition of the gift, the principal is to be maintained in perpetuity.

Restricted Net Position - Expendable - Expendable restricted net position includes resources for which the College is legally or contractually obligated to spend in accordance with restrictions imposed by external parties.

Unrestricted Net Position - Unrestricted net position includes resources derived from student tuition and fees, sales and services, unrestricted gifts, and interest income. It also includes the net position of accrued employee benefits such as compensated absences, pension plans, and other postemployment benefits.

Restricted and unrestricted resources are tracked using a fund accounting system and are spent in accordance with established fund authorities. Fund authorities provide rules for the fund activity and are separately established for restricted and unrestricted activities. When both restricted and unrestricted funds are available for expenditure, the decision for funding is transactional based within the departmental management system in place at the College. Both restricted and unrestricted net position include consideration of deferred outflows of resources and deferred inflows of resources. See Note 10 for further information regarding deferred outflows of resources and deferred inflows of resources that had a significant effect on unrestricted net position.

- N. Scholarship Discounts** - Student tuition and fees revenues and certain other revenues from College charges are reported net of scholarship discounts in the accompanying Statement of Revenues, Expenses, and Changes in Net Position. The scholarship discount is the difference between the actual charge for goods and services provided by the College and the amount that is paid by students or by third parties on the students' behalf. Student financial assistance grants, such as Pell grants, and other federal, state, or nongovernmental programs, are recorded as nonoperating revenues in the accompanying Statement of Revenues, Expenses, and Changes in Net Position. To the extent that revenues from these programs are used to satisfy tuition, fees, and other charges, the College has recorded a scholarship discount.
- O. Revenue and Expense Recognition** - The College classifies its revenues and expenses as operating or nonoperating in the accompanying Statement of Revenues, Expenses, and Changes in Net Position. Operating revenues and expenses generally result from providing services and producing and delivering goods in connection with the College's principal ongoing operations. Operating revenues include activities that have characteristics of exchange transactions, such as (1) student tuition and fees, (2) sales and services of auxiliary enterprises, and (3) certain federal, state, and local grants and contracts. Operating expenses are all expense transactions incurred other than those related to capital and noncapital financing or investing activities as defined by GASB Statement No. 9, *Reporting Cash Flows of Proprietary and Nonexpendable Trust Funds and Governmental Entities That Use Proprietary Fund Accounting*.

Nonoperating revenues include activities that have the characteristics of nonexchange transactions. Revenues from nonexchange transactions that represent subsidies or gifts to the College, as well as investment income, are considered nonoperating since these are either investing, capital, or noncapital financing activities. Capital contributions are presented separately after nonoperating revenues and expenses.

- P. **Internal Sales Activities** - Certain institutional auxiliary operations provide goods and services to College departments, as well as to its customers. These institutional auxiliary operations include activities such as the campus bookstore, public radio station, and performing arts center. In addition, the College has other miscellaneous sales and service units that operated either on a reimbursement or charge basis. All internal sales activities to College departments from auxiliary operations and sales and service units have been eliminated in the accompanying financial statements. These eliminations are recorded by removing the revenue and expense in the auxiliary operations and sales and service units and, if significant, allocating any residual balances to those departments receiving the goods and services during the year.
- Q. **County Appropriations** - County appropriations are provided to the College primarily to fund its plant operation and maintenance function and to fund construction projects, motor vehicle purchases, and maintenance of equipment. Unexpended county current appropriations and county capital appropriations do not revert and are available for future use by the College.

NOTE 2 - DEPOSITS AND INVESTMENTS

- A. **Deposits** - The College is required by *North Carolina General Statute 147-77* to deposit any funds collected or received that belong to the State of North Carolina with the State Treasurer or with a depository institution in the name of the State Treasurer. All funds of the College, other than those required to be deposited with the State Treasurer, are deposited in board-designated official depositories and are required to be collateralized in accordance with *North Carolina General Statute 115D-58.7*. Official depositories may be established with any bank, savings and loan association, or trust company whose principal office is located in North Carolina. Also, the College may establish time deposit accounts, money market accounts, and certificates of deposit. Cash on hand at June 30, 2020 was \$2,110.00. The carrying amount of the College's deposits not with the State Treasurer was \$2,640,333.92, and the bank balance was \$2,917,810.36.

The North Carolina Administrative Code (20 NCAC 7) requires all depositories to collateralize public deposits in excess of federal depository insurance coverage by using one of two methods, dedicated or pooled. Under the dedicated method, a separate escrow account is established by each depository in the name of each local governmental unit and the responsibility of monitoring collateralization rests with the local unit. Under

the pooling method, each depository establishes an escrow account in the name of the State Treasurer to secure all of its public deposits. This method shifts the monitoring responsibility from the local unit to the State Treasurer.

Custodial credit risk is the risk that in the event of a bank failure, the College's deposits may not be returned to it. As of June 30, 2020, the College's bank balance in excess of federal depository insurance coverage was covered under the pooling method.

B. Investments

College - In addition to donated securities and real estate held by the College, the College is authorized to invest idle funds as provided by G.S. 115D-58.6. In accordance with this statute, the College and the Board of Trustees manage investments to ensure they can be converted into cash when needed.

Generally, funds belonging to the College may be invested in any form of investment established or managed by certain investment advisors pursuant to G.S. 115D-58.6(d1) or in the form of investments pursuant to G.S. 159-30(c), as follows: a commingled investment pool established and administered by the State Treasurer pursuant to G.S. 147-69.3 (STIF); obligations of or fully guaranteed by the United States; obligations of the State of North Carolina; bonds and notes of any North Carolina local government or public authority; obligations of certain nonguaranteed federal agencies; prime quality commercial paper bearing specified ratings; specified bills of exchange; certain savings certificates; The North Carolina Capital Management Trust, an SEC registered mutual fund; repurchase agreements; and evidences of ownership of, or fractional undivided interests in, future interest and principal payments on either direct obligations of or fully guaranteed by the United States government, which are held by a specified bank or trust company or any state in the capacity of custodian.

At June 30, 2020, the amount shown on the Statement of Net Position as cash and cash equivalents includes \$1,584,042.55, which represents the College's equity position in the State Treasurer's Short-Term Investment Fund (STIF). The STIF (a portfolio within the State Treasurer's Investment Pool, an external investment pool that is not registered with the Securities and Exchange Commission or subject to any other regulatory oversight and does not have a credit rating) had a weighted average maturity of 1.3 years as of June 30, 2020. Assets and shares of the STIF are valued at fair value. Deposit and investment risks associated with the State Treasurer's Investment Pool (which includes the State Treasurer's STIF) are included in the North Carolina Department of State Treasurer Investment Programs' separately issued audit report. This separately issued report can be obtained from the Department of State Treasurer, 3200 Atlantic Avenue, Raleigh, NC 27604 or can be accessed from the Department of State Treasurer's website at <https://www.nctreasurer.com/> in the Audited Financial Statements section.

Except as specified by the donor, endowment funds belonging to the College may be invested pursuant to G.S. 147-69.2. This statute authorizes investments for special funds held by the State Treasurer and includes the following investments: obligations of or fully guaranteed by the United States; obligations of certain federal agencies; repurchase agreements; obligations of the State of North Carolina; certificates of deposit and other deposit accounts of specified financial institutions; prime quality commercial paper; asset-backed securities, bills of exchange or time drafts, and corporate bonds/notes with specified ratings; general obligations of other states; general obligations of North Carolina local governments and obligations of certain entities with specified ratings.

The following table presents the investments by type and investments subject to interest rate risk at June 30, 2020, for the College's investments. Interest rate risk is defined by GASB Statement No. 40, *Deposit and Investment Risk Disclosures – An Amendment of GASB Statement No. 3*, as the risk a government may face should interest rate variances affect the value of investments. The College does not have a formal investment policy that addresses interest rate risk.

Investments

Investment Type	Amount	Investment Maturities (in Years)			More than 10
		Less Than 1	1 to 5	6 to 10	
Debt Securities					
U.S. Treasuries	\$ 14,000.00	\$ -	\$ -	\$ 14,000.00	\$ -
Debt Mutual Funds - Domestic	4,588,937.83	383,997.76	646,989.90	648,425.23	2,909,524.94
Debt Mutual Funds - International	750,479.59	469,049.74	201,879.01	73,547.00	6,003.84
Total Debt Securities	5,353,417.42	\$853,047.50	\$848,868.91	\$735,972.23	\$2,915,528.78
Other Securities					
Balanced Mutual Funds	776,883.90				
International Mutual Funds	3,275,936.30				
Domestic Mutual Funds	5,498,098.57				
Alternative Mutual Funds	767,430.71				
Investments in Real Estate	3,000.00				
Total Investments	\$15,674,766.90				

Credit Risk: Credit risk is the risk that an issuer or other counterparty to an investment will not fulfill its obligations. The College does not have a formal policy that addresses credit risk. As of June 30, 2020, the College’s investments were rated as follows:

	Amount	AAA Aaa	AA Aa	A	BBB Baa	BB/Ba and below	Unrated
Debt Mutual Funds - Domestic	\$ 4,588,937.83	\$ 2,614,014.11	\$ 123,089.08	\$ 310,038.92	\$ 504,196.17	\$ 644,630.45	\$ 392,969.10
Debt Mutual Funds - International	750,479.59	272,649.23	44,653.54	29,643.94	196,550.60	111,146.03	95,836.25
Totals	<u>\$ 5,339,417.42</u>	<u>\$ 2,886,663.34</u>	<u>\$167,742.62</u>	<u>\$339,682.86</u>	<u>\$700,746.77</u>	<u>\$ 755,776.48</u>	<u>\$488,805.35</u>

Rating Agency: Standard & Poor’s

Component Units - Investments of the College’s discretely presented component units, the Foundation and the PCC ICC Foundation, are subject to and restricted by G.S. 36E Uniform Prudent Management of Institutional Funds Act (UPMIFA) and any requirements placed on them by contract or donor agreements. Because the Foundation and the PCC ICC Foundation report under the FASB reporting model, disclosures of the various investment risks are not required. The following is an analysis of investments by type:

	Foundation	PCC ICC Foundation
Money Market Fund	\$ 87,702	\$ 2,664
Common Stock	1,226,033	131,664
Fixed Income	1,189,897	127,809
Polk County Community Foundation, Inc.	-	143,043
Total Investments	<u>\$ 2,503,632</u>	<u>\$ 405,180</u>

NOTE 3 - FAIR VALUE MEASUREMENTS

College - To the extent available, the College’s investments are recorded at fair value as of June 30, 2020. GASB Statement No. 72, *Fair Value Measurement and Application*, defines fair value as the price that would be received to sell an asset or paid to transfer a liability in an orderly transaction between market participants at the measurement date. This statement establishes a hierarchy of valuation inputs based on the extent to which the inputs are observable in the marketplace. Inputs are used in applying the various valuation techniques and take into account the assumptions that market participants use to make valuation decisions. Inputs may include price information, credit data, interest and yield curve data, and other factors specific to the financial instrument. Observable inputs reflect market data obtained from independent sources. In contrast, unobservable inputs reflect the entity’s assumptions about how market participants would value the financial instrument. Valuation techniques should maximize the use of observable inputs to the extent available.

A financial instrument’s level within the fair value hierarchy is based on the lowest level of any input that is significant to the fair value measurement. The following describes the hierarchy of inputs used to measure fair value and the

primary valuation methodologies used for financial instruments measured at fair value on a recurring basis:

- Level 1 Investments whose values are based on quoted prices (unadjusted) for identical assets in active markets that a government can access at the measurement date.
- Level 2 Investments with inputs – other than quoted prices included within Level 1 – that are observable for an asset, either directly or indirectly.
- Level 3 Investments classified as Level 3 have unobservable inputs and may require a degree of professional judgment.

The following table summarizes the College’s investments, including the Short-Term Investment Fund, within the fair value hierarchy at June 30, 2020:

	Fair Value Measurements Using			
	Fair Value	Level 1 Inputs	Level 2 Inputs	Level 3 Inputs
Investments by Fair Value Level				
Debt Securities				
U.S. Treasuries	\$ 14,000.00	\$ 14,000.00	\$ -	\$ -
Debt Mutual Funds - Domestic	4,588,937.83	4,588,937.83	-	-
Debt Mutual Funds - International	750,479.59	750,479.59	-	-
Total Debt Securities	5,353,417.42	5,353,417.42	-	-
Other Securities				
Balanced Mutual Funds	776,883.90	776,883.90	-	-
International Mutual Funds	3,275,936.30	3,275,936.30	-	-
Domestic Mutual Funds	5,498,098.57	5,498,098.57	-	-
Investments in Real Estate	3,000.00	-	-	3,000.00
Alternative Mutual Funds	767,430.71	767,430.71	-	-
Total Investments by Fair Value Level	15,674,766.90	\$ 15,671,766.90	\$ -	\$ 3,000.00
Investments as a Position in an External Investment Pool				
Short-Term Investment Fund	1,584,042.55			
Total Investments Measured at Fair Value	\$ 17,258,809.45			

Short-Term Investment Fund - Ownership interests of the STIF are determined on a fair market valuation basis as of fiscal year end in accordance with the STIF operating procedures. Valuation of the underlying assets is performed by the custodian. Pool investments are measured at fair value in accordance with GASB 72. The College’s position in the pool is measured and reported at fair value and the STIF is not required to be categorized within the fair value hierarchy.

Debt and Equity Securities - Debt and equity securities classified in Level 1 of the fair value hierarchy are valued using prices quoted in active markets for those securities.

Investments in Real Estate - Investments in real estate classified in Level 3 of the fair value hierarchy are valued by comparing the value to the county tax value.

Component Units - FASB Accounting Standards Codification 820 provides the framework for measuring fair value. That framework provides a fair value hierarchy that prioritizes the inputs to valuation techniques used to measure fair value. The hierarchy gives the highest priority to unadjusted quoted prices in active markets for identical assets (Level 1 measurements) and the lowest priority to unobservable inputs (Level 3 measurements). The three levels of the fair value hierarchy under FASB ASC 820 are described as follows:

Level I – Inputs to the valuation methodology are unadjusted quoted prices for identical assets in active markets that the Organization has the ability to access.

Level II – Inputs to the valuation methodology include:

- Quoted prices for similar assets in active markets
- Quoted prices for identical or similar assets in inactive markets
- Inputs other than quoted prices that are observable for assets
- Inputs that are derived principally from, or corroborated by, observable market data by correlation or other means

If an asset has a specified (contractual) term, the level 2 input must be observable for substantially the full term of the asset.

Level III – Inputs to the valuation methodology are unobservable and significant to the fair value measurement.

The asset’s fair value measurement level within the fair value hierarchy is based on the lowest level of any input that is significant to the fair value measurement. Valuation techniques maximize the use of relevant observable inputs and minimize the use of unobservable inputs.

Fair Value Measured on a Recurring Basis

The fair value of each financial instrument in the table below was measured using FASB ASC 820 input guidance and valuation techniques. The following table sets forth carrying amounts and estimated fair values for financial instruments.

	Level 1
Foundation:	
Money Market Fund	\$ 87,702
Common Stock	1,226,033
Fixed Income	1,189,897
Total	\$ 2,503,632
PCC ICC Foundation, Inc.	
Polk County Community Foundation, Inc.	\$ 143,043
Marketable Securities	
Money Market Fund	2,664
Common Stock	131,664
Fixed Income	127,809
Total	\$ 405,180

NOTE 4 - DONOR RESTRICTED ENDOWMENTS

The College's endowment assets are pooled with state agencies and similar institutions in short-term investments with the State Treasurer's Cash and Investment Pool and are reported as restricted cash and cash equivalents - noncurrent on the accompanying financial statements. If a donor has not provided specific instructions, state law permits the Board of Trustees to authorize for expenditure the net appreciation, realized and unrealized, of the assets of the endowment funds. Annual payouts from the College's endowment funds are based on an adopted spending policy, which allows annual expenditures of up to 5.5% of a trailing three-year average of the College Endowment's total asset value. At June 30, 2020, net appreciation of \$106,689.00 was available to be spent, all of which was classified in net position as restricted – expendable: student financial aid as it is restricted for specific purposes.

NOTE 5 - RECEIVABLES

Receivables at June 30, 2020, were as follows:

	Gross Receivables	Less Allowance for Doubtful Accounts	Net Receivables
Current Receivables:			
Students	\$ 361,039.46	\$ 318,516.75	\$ 42,522.71
Student Sponsors	8,410.96	-	8,410.96
Accounts	116,077.35	29,946.96	86,130.39
Intergovernmental	352,069.55	-	352,069.55
Radio Station Pledges	10,696.48	6,343.62	4,352.86
Total Current Receivables	<u>\$ 848,293.80</u>	<u>\$ 354,807.33</u>	<u>\$ 493,486.47</u>

NOTE 6 - CAPITAL ASSETS

A summary of changes in the capital assets for the year ended June 30, 2020, is presented as follows:

	Balance July 1, 2019	Increases	Decreases	Balance June 30, 2020
Capital Assets, Nondepreciable:				
Land	\$ 1,328,578.17	\$ -	\$ -	\$ 1,328,578.17
Art	62,305.00	-	-	62,305.00
Construction in Progress	<u>1,442,550.48</u>	<u>205,377.15</u>	<u>1,643,127.63</u>	<u>4,800.00</u>
Total Capital Assets, Nondepreciable	<u>2,833,433.65</u>	<u>205,377.15</u>	<u>1,643,127.63</u>	<u>1,395,683.17</u>
Capital Assets, Depreciable:				
Buildings	36,603,341.97	1,643,127.63	-	38,246,469.60
Machinery and Equipment	7,363,661.22	543,949.45	7,752.94	7,899,857.73
General Infrastructure	<u>805,692.82</u>	<u>-</u>	<u>-</u>	<u>805,692.82</u>
Total Capital Assets, Depreciable	<u>44,772,696.01</u>	<u>2,187,077.08</u>	<u>7,752.94</u>	<u>46,952,020.15</u>
Less Accumulated Depreciation for:				
Buildings	15,899,418.11	762,955.04	-	16,662,373.15
Machinery and Equipment	3,209,028.61	338,960.64	7,369.74	3,540,619.51
General Infrastructure	<u>467,996.48</u>	<u>15,468.92</u>	<u>-</u>	<u>483,465.40</u>
Total Accumulated Depreciation	<u>19,576,443.20</u>	<u>1,117,384.60</u>	<u>7,369.74</u>	<u>20,686,458.06</u>
Total Capital Assets, Depreciable, Net	<u>25,196,252.81</u>	<u>1,069,692.48</u>	<u>383.20</u>	<u>26,265,562.09</u>
Capital Assets, Net	<u>\$ 28,029,686.46</u>	<u>\$ 1,275,069.63</u>	<u>\$ 1,643,510.83</u>	<u>\$ 27,661,245.26</u>

The capital assets schedule above includes land and buildings with a cost of \$2,618,177.49 and a carrying value of \$472,542.15 for which the College does not hold title. On April 26, 2017, the College signed a general warranty deed wherein the College deeded two buildings on the main campus to Rutherford County for the purpose of constructing the Applied Sciences and Workforce Development Building. In order for the County to obtain the financing needed to provide resources for the project, the College transferred the titles for land and buildings to the County for use as collateral until the debt is satisfied, at which time the titles revert back to the College. In addition, on December 15, 2017, in exchange for grant funds received, the College covenants to the United States Department of Commerce – Economic Development Administration that the College will not sell, lease, transfer, convey, encumber or mortgage any interest in said building for a period of 20 years.

NOTE 7 - ACCOUNTS PAYABLE AND ACCRUED LIABILITIES

Accounts payable and accrued liabilities at June 30, 2020, were as follows:

	Amount
Current Accounts Payable and Accrued Liabilities:	
Accounts Payable	\$ 186,136.99
Accrued Payroll	390,051.47
Intergovernmental Payables	<u>609.31</u>
Total Current Accounts Payable and Accrued Liabilities	<u>\$ 576,797.77</u>

NOTE 8 - LONG-TERM LIABILITIES

A summary of changes in the long-term liabilities for the year ended June 30, 2020, is presented as follows:

	Balance July 1, 2019	Additions	Reductions	Balance June 30, 2020	Current Portion
Compensated Absences	\$ 1,127,202.39	\$ 554,826.11	\$ 607,837.60	\$ 1,074,190.90	\$ 35,985.39
Net Pension Liability	6,360,945.00	180,605.00	-	6,541,550.00	-
Net Other Postemployment Benefits Liability	15,532,779.00	1,104,064.00	-	16,636,843.00	-
Total Long-Term Liabilities	\$ 23,020,926.39	\$ 1,839,495.11	\$ 607,837.60	\$ 24,252,583.90	\$ 35,985.39

Additional information regarding the net pension liability is included in Note 13.

Additional information regarding the net other postemployment benefits liability is included in Note 14.

NOTE 9 - OPERATING LEASE OBLIGATIONS

The College entered into operating leases for WNCW-FM Public Radio transmitter site locations. Future minimum lease payments under noncancelable operating leases consist of the following at June 30, 2020:

Fiscal Year	Amount
2021	\$ 49,867.80
2022	52,194.94
2023	11,875.00
2024	12,290.00
2025	12,720.00
2026	13,166.00
Total Minimum Lease Payments	\$ 152,113.74

Rental expense for all operating leases during the year was \$75,692.42.

NOTE 10 - NET POSITION

Unrestricted net position has been significantly affected by transactions resulting from the recognition of deferred outflows of resources, deferred inflows of resources, and related long-term liabilities, as shown in the following table:

	Amount
Net Pension Liability and Related Deferred Outflows of Resources and Deferred Inflows of Resources	\$ (4,043,646.00)
Net OPEB Liability (Retiree Health Benefit Fund) and Related Deferred Outflows of Resources and Deferred Inflows of Resources	(22,889,593.00)
Effect on Unrestricted Net Position	(26,933,239.00)
Total Unrestricted Net Position Before Recognition of Deferred Outflows of Resources, Deferred Inflows of Resources, and Related Long-Term Liabilities	1,688,848.10
Total Unrestricted Net Position	\$ (25,244,390.90)

See Notes 13 and 14 for detailed information regarding the amortization of the deferred outflows of resources and deferred inflows of resources relating to pensions and OPEB, respectively.

NOTE 11 - REVENUES

A summary of discounts and allowances by revenue classification is presented as follows:

	Gross Revenues	Less Scholarship Discounts and Allowances	Less Allowance for Uncollectibles	Net Revenues
Operating Revenues:				
Student Tuition and Fees, Net	<u>\$ 4,249,878.58</u>	<u>\$ 3,401,737.62</u>	<u>\$ (15,143.89)</u>	<u>\$ 863,284.85</u>
Sales and Services:				
Sales and Services of Auxiliary Enterprises:				
Bookstore	\$ 746,530.96	\$ 460,174.42	\$ 38,384.77	\$ 247,971.77
Public Radio Station	621,574.03	-	16,308.88	605,265.15
Performing Arts Center	169,116.00	-	-	169,116.00
Vending Operations	5,849.05	-	-	5,849.05
Rent	14,440.00	-	-	14,440.00
Sales and Services of Education and Related Activities	<u>50,581.95</u>	<u>-</u>	<u>-</u>	<u>50,581.95</u>
Total Sales and Services, Net	<u>\$ 1,608,091.99</u>	<u>\$ 460,174.42</u>	<u>\$ 54,693.65</u>	<u>\$ 1,093,223.92</u>

NOTE 12 - OPERATING EXPENSES BY FUNCTION

The College's operating expenses by functional classification are presented as follows:

	Salaries and Benefits	Supplies and Services	Scholarships and Fellowships	Utilities	Depreciation	Total
Instruction	\$ 6,848,706.84	\$ 584,722.80	\$ -	\$ -	\$ -	\$ 7,433,429.64
Public Service	788,373.14	592,803.13	-	340.45	-	1,381,516.72
Academic Support	2,081,001.07	232,980.41	-	-	-	2,313,981.48
Student Services	1,173,049.63	59,837.57	-	-	-	1,232,887.20
Institutional Support	2,817,509.17	1,115,816.31	-	-	-	3,933,325.48
Operations and Maintenance of Plant	1,117,141.34	840,123.85	-	591,554.25	-	2,548,819.44
Student Financial Aid	-	-	2,470,837.12	-	-	2,470,837.12
Auxiliary Enterprises	263,751.65	765,835.99	-	1,344.32	-	1,030,931.96
Depreciation	-	-	-	-	1,117,384.60	1,117,384.60
Total Operating Expenses	<u>\$ 15,089,532.84</u>	<u>\$ 4,192,120.06</u>	<u>\$ 2,470,837.12</u>	<u>\$ 593,239.02</u>	<u>\$ 1,117,384.60</u>	<u>\$ 23,463,113.64</u>

Included in the scholarship and fellowship function are student financial aid operating expenses for emergency financial aid payments to eligible students. These payments are for expenses related to the disruption of campus operations due to the coronavirus of \$427,015.00 provided by the CARES Act – Higher Education Emergency Relief Fund (HEERF). Because of the administrative involvement by the College in providing the student awards, the related program activity is reported as nonoperating Federal Aid – COVID-19 revenue and student financial aid operating expenses. Since the purpose of the

student aid is not for educational or scholarship purposes, they do not affect the scholarship discounting adjustments reported in Note 11.

NOTE 13 - PENSION PLANS

Defined Benefit Plan

Plan Administration: The State of North Carolina administers the Teachers' and State Employees' Retirement System (TSERS) plan. This plan is a cost-sharing, multiple-employer, defined benefit pension plan established by the State to provide pension benefits for general employees and law enforcement officers (LEOs) of the State, general employees and LEOs of its component units, and employees of Local Education Agencies (LEAs) and charter schools not in the reporting entity. Membership is comprised of employees of the State (state agencies and institutions), universities, community colleges, and certain proprietary component units along with the LEAs and charter schools that elect to join the Retirement System. Benefit provisions are established by General Statute 135-5 and may be amended only by the North Carolina General Assembly.

Benefits Provided: TSERS provides retirement and survivor benefits. Retirement benefits are determined as 1.82% of the member's average final compensation times the member's years of creditable service. A member's average final compensation is calculated as the average of a member's four highest consecutive years of compensation. General employee plan members are eligible to retire with full retirement benefits at age 65 with five years of creditable service, at age 60 with 25 years of creditable service, or at any age with 30 years of creditable service. General employee plan members are eligible to retire with partial retirement benefits at age 50 with 20 years of creditable service or at age 60 with five years of creditable service. Survivor benefits are available to eligible beneficiaries of general members who die while in active service or within 180 days of their last day of service and who also have either completed 20 years of creditable service regardless of age, or have completed five years of service and have reached age 60. Eligible beneficiaries may elect to receive a monthly Survivor's Alternate Benefit for life or a return of the member's contributions. The plan does not provide for automatic post-retirement benefit increases. Increases are contingent upon actuarial gains of the plan.

Contributions: Contribution provisions are established by General Statute 135-8 and may be amended only by the North Carolina General Assembly. Employees are required to contribute 6% of their annual pay. The contribution rate for employers is set each year by the North Carolina General Assembly in the Appropriations Act based on the actuarially-determined rate recommended by the actuary. The College's contractually-required contribution rate for the year ended June 30, 2020 was 12.97% of covered payroll. Employee contributions to the pension plan were \$587,266.17, and the College's contributions were \$1,269,473.70 for the year ended June 30, 2020.

The TSERS plan's financial information, including all information about the plan's assets, deferred outflows of resources, liabilities, deferred inflows of resources, and fiduciary net position, is included in the State of North Carolina's fiscal year 2019 *Comprehensive Annual Financial Report*. An electronic version of this report is available on the North Carolina Office of the State Controller's website at <https://www.osc.nc.gov/> or by calling the State Controller's Financial Reporting Section at (919) 707-0500.

TSERS Basis of Accounting: The financial statements of the TSERS plan were prepared using the accrual basis of accounting. Plan member contributions are recognized in the period in which the contributions are due. Employer contributions are recognized when due and the employer has a legal requirement to provide the contributions. Benefits and refunds are recognized when due and payable in accordance with the terms of each plan. For purposes of measuring the net pension liability, deferred outflows of resources and deferred inflows of resources related to pensions, and pension expense, information about the fiduciary net position of the TSERS plan, and additions to/deductions from the TSERS plan's fiduciary net position have been determined on the same basis as they are reported by TSERS.

Methods Used to Value TSERS Investment: Pursuant to *North Carolina General Statutes*, the State Treasurer is the custodian and administrator of the retirement systems. The State Treasurer maintains various investment portfolios in its External Investment Pool. TSERS and other pension plans of the State of North Carolina are the sole participants in the Long-Term Investment, Fixed Income Investment, Equity Investment, Real Estate Investment, Alternative Investment, Opportunistic Fixed Income Investment, and Inflation Sensitive Investment Portfolios. The Fixed Income Asset Class includes the Long-Term Investment and Fixed Income Investment Portfolios. The Global Equity Asset Class includes the Equity Investment Portfolio. The investment balance of each pension trust fund represents its share of the fair value of the net position of the various portfolios within the External Investment Pool. Detailed descriptions of the methods and significant assumptions regarding investments of the State Treasurer are provided in the 2019 *Comprehensive Annual Financial Report*.

Net Pension Liability: At June 30, 2020, the College reported a liability of \$6,541,550.00 for its proportionate share of the collective net pension liability. The net pension liability was measured as of June 30, 2019. The total pension liability used to calculate the net pension liability was determined by an actuarial valuation as of December 31, 2018, and update procedures were used to roll forward the total pension liability to June 30, 2019. The College's proportion of the net pension liability was based on the present value of future salaries for the College relative to the present value of future salaries for all participating employers, actuarially-determined. As of June 30, 2019, the College's proportion was 0.06310%, which was a decrease of 0.00079 from its proportion measured as of June 30, 2018, which was 0.06389%.

Actuarial Assumptions: The following table presents the actuarial assumptions used to determine the total pension liability for the TSERS plan at the actuarial valuation date:

Valuation Date	12/31/2018
Inflation	3%
Salary Increases*	3.50% - 8.10%
Investment Rate of Return**	7.00%

* Salary increases include 3.5% inflation and productivity factor.

** Investment rate of return includes inflation assumption and is net of pension plan investment expense.

TSERS currently uses mortality tables that vary by age, gender, employee group (i.e. teacher, general, law enforcement officer) and health status (i.e. disabled and healthy). The current mortality rates are based on published tables and based on studies that cover significant portions of the U.S. population. The mortality rates also contain a provision to reflect future mortality improvements.

The actuarial assumptions used in the December 31, 2018 valuations were based on the results of an actuarial experience review for the period January 1, 2010 through December 31, 2014.

Future ad hoc cost of living adjustment amounts are not considered to be substantively automatic and are therefore not included in the measurement.

The projected long-term investment returns and inflation assumptions are developed through review of current and historical capital markets data, sell-side investment research, consultant whitepapers, and historical performance of investment strategies. Fixed income return projections reflect current yields across the U.S. Treasury yield curve and market expectations of forward yields projected and interpolated for multiple tenors and over multiple year horizons. Global public equity return projections are established through analysis of the equity risk premium and the fixed income return projections. Other asset categories and strategies' return projections reflect the foregoing and historical data analysis. These projections are combined to produce the long-term expected rate of return by weighting the expected future real rates of return by the target asset allocation percentage and by adding expected inflation. Best estimates of arithmetic real rates of return for each major asset class included in the pension plan's target asset allocation as of June 30, 2019 (the valuation date) are summarized in the following table:

<u>Asset Class</u>	<u>Long-Term Expected Real Rate of Return</u>
Fixed Income	1.4%
Global Equity	5.3%
Real Estate	4.3%
Alternatives	8.9%
Opportunistic Fixed Income	6.0%
Inflation Sensitive	4.0%

The information in the preceding table is based on 30-year expectations developed with the consulting actuary and is part of the asset, liability, and investment policy of the North Carolina Retirement Systems. The long-term nominal rates of return underlying the real rates of return are arithmetic annualized figures. The real rates of return are calculated from nominal rates by multiplicatively subtracting a long-term inflation assumption of 3.05%. Return projections do not include any excess return expectations over benchmark averages. All rates of return and inflation are annualized. The long-term expected real rate of return for the Bond Index Investment Pool as of June 30, 2019 is 1.4%.

Discount Rate: The discount rate used to measure the total pension liability was calculated at 7.00% for the December 31, 2018 valuation. This discount rate is in line with the long-term nominal expected return on pension plan investments. The calculation of the net pension liability is a present value calculation of the future net pension payments. These net pension payments assume that contributions from plan members will be made at the current statutory contribution rate and that contributions from employers will be made at the contractually required rates, actuarially determined. Based on those assumptions, the pension plan’s fiduciary net position was projected to be available to make all projected future benefit payments of the current plan members. Therefore, the long-term expected rate of return on pension plan investments was applied to all periods of projected benefit payments to determine the total pension liability.

Sensitivity of the Net Pension Liability to Changes in the Discount Rate: The following presents the net pension liability of the plan at June 30, 2019 calculated using the discount rate of 7.00%, as well as what the net pension liability would be if it were calculated using a discount rate that is 1-percentage point lower (6.00%) or 1-percentage point higher (8.00%) than the current rate:

<u>Net Pension Liability</u>		
<u>1% Decrease (6.00%)</u>	<u>Current Discount Rate (7.00%)</u>	<u>1% Increase (8.00%)</u>
\$ 12,450,389.00	\$ 6,541,550.00	\$ 1,584,787.00

Deferred Outflows of Resources and Deferred Inflows of Resources Related to Pensions: For the year ended June 30, 2020, the College recognized pension expense of \$2,264,462.00. At June 30, 2020, the College reported deferred outflows of resources and deferred inflows of resources related to pensions from the following sources:

Employer Balances of Deferred Outflows of Resources and Deferred Inflows of Resources Related to Pensions by Classification:

	<u>Deferred Outflows of Resources</u>	<u>Deferred Inflows of Resources</u>
Difference Between Actual and Expected Experience	\$ 547,193.00	\$ 13,096.00
Changes of Assumptions	697,028.00	-
Net Difference Between Projected and Actual Earnings on Plan Investments	125,392.30	-
Change in Proportion and Differences Between Employer's Contributions and Proportionate Share of Contributions	-	128,087.00
Contributions Subsequent to the Measurement Date	<u>1,269,473.70</u>	<u>-</u>
Total	<u><u>\$ 2,639,087.00</u></u>	<u><u>\$ 141,183.00</u></u>

The amount reported as deferred outflows of resources related to contributions subsequent to the measurement date will be included as a reduction of the net pension liability in the fiscal year ended June 30, 2021. Other amounts reported as deferred outflows of resources and deferred inflows of resources related to pensions will be recognized as pension expense as follows:

Schedule of the Net Amount of the Employer's Balances of Deferred Outflows of Resources and Deferred Inflows of Resources That will be Recognized in Pension Expense:

<u>Year Ended June 30:</u>	<u>Amount</u>
2021	\$ 888,827.30
2022	187,073.00
2023	108,665.00
2024	<u>43,865.00</u>
Total	<u><u>\$ 1,228,430.30</u></u>

NOTE 14 - OTHER POSTEMPLOYMENT BENEFITS

The College participates in two postemployment benefit plans, the Retiree Health Benefit Fund and the Disability Income Plan of North Carolina, that are administered by the State of North Carolina as pension and other employee benefit trust funds. Each plan's financial information, including all information about the plans' assets, deferred outflows of resources, liabilities, deferred inflows of resources, and fiduciary net position, is included in the State of North Carolina's fiscal year 2019 *Comprehensive Annual Financial Report*. An electronic version of this report is available on the North Carolina Office of the State Controller's website at <https://www.osc.gov/> or by calling the State Controller's Financial Reporting Section at (919) 707-0500.

A. Summary of Significant Accounting Policies and Plan Asset Matters

Basis of Accounting: The financial statements of these plans were prepared using the accrual basis of accounting. Employer contributions are recognized when due and the employer has made a formal commitment to provide the contributions. Benefits are recognized when due and payable in accordance with the terms of each plan. For purposes of measuring the net OPEB liability, deferred outflows of resources and deferred inflows of resources related to OPEB, and OPEB expense, information about the fiduciary net position of each plan, and additions to/deductions from each plans' fiduciary net position have been determined on the same basis as they are reported by the plans.

Methods Used to Value Plan Investments: Pursuant to *North Carolina General Statutes*, the State Treasurer is the custodian and administrator of the other postemployment benefits funds. The State Treasurer maintains various investment portfolios in its External Investment Pool. The Retiree Health Benefit Fund participates in the External Investment Pool. The Disability Income Plan of North Carolina is invested in the Short-Term Investment Portfolio of the External Investment Pool and the Bond Index External Investment Pool. The investment balance of each other employee benefit trust fund represents its share of the fair value of the net position of the various portfolios within the pool. Detailed descriptions of the methods and significant assumptions regarding investments of the State Treasurer are provided in the 2019 *Comprehensive Annual Financial Report*.

B. Plan Descriptions**1. Health Benefits**

Plan Administration: The State of North Carolina administers the North Carolina State Health Plan for Teachers and State Employees, referred to as the State Health Plan (the Plan), a healthcare plan exclusively for the benefit of employees of the State, the University of North Carolina System, community colleges, and certain other component units. In addition, Local Education Agencies (LEAs), charter schools, and some select local governments that are not part

of the State's financial reporting entity also participate. Health benefit programs and premium rates are determined by the State Treasurer upon approval of the Plan Board of Trustees.

The Retiree Health Benefit Fund (RHBF) has been established as a fund to provide health benefits to retired and disabled employees and their applicable beneficiaries. RHBF is established by General Statute 135-7, Article 1. RHBF is a cost-sharing, multiple-employer, defined benefit healthcare plan, exclusively for the benefit of eligible former employees of the State, the University of North Carolina System, and community colleges. In addition, LEAs, charter schools, and some select local governments that are not part of the State's financial reporting entity also participate.

By statute, RHBF is administered by the Board of Trustees of the Teachers' and State Employees' Retirement System (TSERS). RHBF is supported by a percent of payroll contribution from participating employing units. Each year the percentage is set in legislation, as are the maximum per retiree contributions from RHBF to the Plan. The State Treasurer, with the approval of the Plan Board of Trustees, then sets the employer contributions (subject to the legislative cap) and the premiums to be paid by retirees, as well as the health benefits to be provided through the Plan.

Benefits Provided: Plan benefits received by retired employees and disabled employees from RHBF are OPEB. The healthcare benefits for retired and disabled employees who are not eligible for Medicare are the same as for active employees as described in Note 15. The plan options change when former employees become eligible for Medicare. Medicare retirees have the option of selecting one of two fully-insured Medicare Advantage/Prescription Drug Plan options or the self-funded Traditional 70/30 Preferred Provider Organization plan option that is also offered to non-Medicare members. If the Traditional 70/30 Plan is selected by a Medicare retiree, the self-funded State Health Plan coverage is secondary to Medicare.

Those former employees who are eligible to receive medical benefits from RHBF are long-term disability beneficiaries of the Disability Income Plan of North Carolina and retirees of TSERS, the Consolidated Judicial Retirement System, the Legislative Retirement System, the Optional Retirement Program (ORP), and a small number of local governments, with five or more years of contributory membership service in their retirement system prior to disability or retirement, with the following exceptions: for employees first hired on or after October 1, 2006, and members of the North Carolina General Assembly first taking office on or after February 1, 2007, future coverage as retired employees and retired members of the North Carolina General Assembly is subject to the requirement that the future retiree have 20 or more years of retirement service credit in order to receive coverage on a noncontributory basis. Employees first hired on or after October 1, 2006 and members of the North Carolina

General Assembly first taking office on or after February 1, 2007 with 10 but less than 20 years of retirement service credit are eligible for coverage on a partially contributory basis. For such future retirees, the State will pay 50% of the State Health Plan's total noncontributory premium.

The Plan's and RHBF's benefit and contribution provisions are established by Chapter 135-7, Article 1, and Chapter 135, Article 3B of the General Statutes and may be amended only by the North Carolina General Assembly. RHBF does not provide for automatic post-retirement benefit increases.

Contributions: Contribution rates to RHBF, which are intended to finance benefits and administrative expenses on a pay-as-you-go basis, are determined by the North Carolina General Assembly in the Appropriations Bill. The College's contractually-required contribution rate for the year ended June 30, 2020 was 6.47% of covered payroll. The College's contributions to the RHBF were \$633,268.68 for the year ended June 30, 2020.

2. Disability Income

Plan Administration: As discussed in Note 15, short-term and long-term disability benefits are provided through the Disability Income Plan of North Carolina (DIPNC), a cost-sharing, multiple-employer, defined benefit plan, to the eligible members of TSERS which includes employees of the State, the University of North Carolina System, community colleges, certain participating component units, LEAs which are not part of the reporting entity, and the ORP. By statute, DIPNC is administered by the Department of State Treasurer and the Board of Trustees of TSERS.

Benefits Provided: Long-term disability benefits are payable as an OPEB from DIPNC after the conclusion of the short-term disability period or after salary continuation payments cease, whichever is later, for as long as an employee is disabled. An employee is eligible to receive long-term disability benefits provided the following requirements are met: (1) the employee has five or more years of contributing membership service in TSERS or the ORP, earned within 96 months prior to the end of the short-term disability period or cessation of salary continuation payments, whichever is later; (2) the employee must make application to receive long-term benefits within 180 days after the conclusion of the short-term disability period or after salary continuation payments cease or after monthly payments for Workers' Compensation cease (excluding monthly payments for permanent partial benefits), whichever is later; (3) the employee must be certified by the Medical Board to be mentally or physically disabled for the further performance of his/her usual occupation; (4) the disability must have been continuous, likely to be permanent, and incurred at the time of active employment; (5) the employee must not be eligible to receive an unreduced retirement benefit from TSERS;

and (6) the employee must terminate employment as a permanent, full-time employee. An employee is eligible to receive an unreduced retirement benefit from TSERS after (1) reaching the age of 65 and completing five years of membership service, or (2) reaching the age of 60 and completing 25 years of creditable service, or (3) completing 30 years of creditable service, at any age.

For employees who had five or more years of membership service as of July 31, 2007, during the first 36 months of the long-term disability period, the monthly long-term disability benefit is equal to 65% of one-twelfth of an employee's annual base rate of compensation last payable to the participant or beneficiary prior to the beginning of the short-term disability period, plus the like percentage of one-twelfth of the annual longevity payment and local supplements to which the participant or beneficiary would be eligible. The monthly benefits are subject to a maximum of \$3,900 per month reduced by any primary Social Security disability benefits and by monthly payments for Workers' Compensation to which the participant or beneficiary may be entitled, but the benefits payable shall be no less than \$10 a month. After the first 36 months of the long-term disability, the long-term benefit is calculated in the same manner as described above except the monthly benefit is reduced by an amount equal to a monthly primary Social Security disability benefit to which the participant or beneficiary might be entitled had Social Security disability benefits been awarded. When an employee qualifies for an unreduced service retirement allowance from TSERS, the benefits payable from DIPNC will cease, and the employee will commence retirement under TSERS or the ORP.

For employees who had less than five years of membership service as of July 31, 2007, and meet the requirements for long-term disability on or after August 1, 2007, during the first 36 months of the long-term disability period, the monthly long-term benefit shall be reduced by an amount equal to the monthly primary Social Security retirement benefit to which the employee might be entitled should the employee become age 62 during the first 36 months. This reduction becomes effective as of the first day of the month following the month of initial entitlement to Social Security benefits. After the first 36 months of the long-term disability, no further benefits are payable under the terms of this section unless the employee has been approved and is in receipt of primary Social Security disability benefits.

Contributions: Although DIPNC operates on a calendar year, disability income benefits are funded by actuarially determined employer contributions that are established in the Appropriations Bill by the North Carolina General Assembly and coincide with the State's fiscal year. The College's contractually-required contribution rate for the year ended June 30, 2020 was 0.10% of covered payroll. The College's contributions to DIPNC were \$9,787.77 for the year ended June 30, 2020.

C. Net OPEB Liability (Asset)

Net OPEB Liability: At June 30, 2020, the College reported a liability of \$16,636,843.00 for its proportionate share of the collective net OPEB liability for RHBF. The net OPEB liability was measured as of June 30, 2019. The total OPEB liability used to calculate the net OPEB liability was determined by an actuarial valuation as of December 31, 2018, and update procedures were used to roll forward the total OPEB liability to June 30, 2019. The College’s proportion of the net OPEB liability was based on the present value of future salaries for the College relative to the present value of future salaries for all participating employers, actuarially-determined. As of June 30, 2019, the College’s proportion was 0.05258%, which was a decrease of 0.00194 from its proportion measured as of June 30, 2018, which was 0.05452%.

Net OPEB Asset: At June 30, 2020, the College reported an asset of \$23,482.00 for its proportionate share of the collective net OPEB asset for DIPNC. The net OPEB asset was measured as of June 30, 2019. The total OPEB liability used to calculate the net OPEB asset was determined by an actuarial valuation as of December 31, 2018, and update procedures were used to roll forward the total OPEB liability to June 30, 2019. The College’s proportion of the net OPEB asset was based on the present value of future salaries for the College relative to the present value of future salaries for all participating employers, actuarially-determined. As of June 30, 2019, the College’s proportion was 0.05442%, which was a decrease of 0.00077 from its proportion measured as of June 30, 2018, which was 0.05519%.

Actuarial Assumptions: The total OPEB liabilities for RHBF and DIPNC were determined by actuarial valuations as of December 31, 2018, using the following actuarial assumptions, applied to all periods included in the measurement, unless otherwise specified. The total OPEB liabilities were then rolled forward to June 30, 2019 utilizing update procedures incorporating the actuarial assumptions.

	Retiree Health Benefit Fund	Disability Income Plan of N. C.
Valuation Date	12/31/2018	12/31/2018
Inflation	3.00%	3.00%
Salary Increases*	3.50% - 8.10%	3.50% - 8.10%
Investment Rate of Return**	7.00%	3.75%
Healthcare Cost Trend Rate - Medical	6.50% grading down to 5.00% by 2024	6.50% grading down to 5.00% by 2024
Healthcare Cost Trend Rate - Prescription Drug	9.50% grading down to 5.00% by 2028 6.50% grading down	9.50% grading down to 5.00% by 2028
Healthcare Cost Trend Rate - Medicare Advantage	to 5.00% by 2024	N/A
Healthcare Cost Trend Rate - Administrative	3.00%	N/A

* Salary increases include 3.5% inflation and productivity factor.

** Investment rate of return is net of pension plan investment expense, including inflation.

N/A - Not Applicable

The OPEB plans currently use mortality tables that vary by age, gender, employee group (i.e. teacher, general, law enforcement officer) and health status (i.e. disabled and healthy). The current mortality rates are based on published tables and studies that cover significant portions of the U.S. population. The healthy mortality rates also contain a provision to reflect future mortality improvements.

The projected long-term investment returns and inflation assumptions are developed through a review of current and historical capital markets data, sell-side investment research, consultant whitepapers, and historical performance of investment strategies. Fixed income return projections reflect current yields across the U.S. Treasury yield curve and market expectations of forward yields projected and interpolated for multiple tenors and over multiple year horizons. Global public equity return projects are established through analysis of the equity risk premium and the fixed income return projections. Other asset categories and strategies' return projections reflect the foregoing and historical data analysis. These projections are combined to produce the long-term expected rate of return by weighting the expected future real rates of return by the target asset allocation percentage and by adding expected inflation. DIPNC is primarily invested in the Bond Index Investment Pool as of June 30, 2019.

Best estimates of real rates of return for each major asset class included in RHBF's target asset allocation as of June 30, 2019 (the valuation date) are summarized in the following table:

Asset Class	Long-Term Expected Real Rate of Return
Fixed Income	1.4%
Global Equity	5.3%
Real Estate	4.3%
Alternatives	8.9%
Opportunistic Fixed Income	6.0%
Inflation Sensitive	4.0%

The information in the preceding table is based on 30-year expectations developed with the consulting actuary and is part of the asset, liability, and investment policy of the North Carolina Retirement Systems. The long-term nominal rates of return underlying the real rates of return are arithmetic annualized figures. The real rates of return are calculated from nominal rates by multiplicatively subtracting a long-term inflation assumption of 3.05%. Return projections do not include any excess return expectations over benchmark averages. All rates of return and inflation are annualized. The long-term expected real rate of return for the Bond Index Investment Pool as of June 30, 2019 is 1.4%.

Actuarial valuations of the plans involve estimates of the value of reported amounts and assumptions about the probability of occurrence of events far into the future. Examples include assumptions about future employment, mortality, and the healthcare cost trend. Actuarially determined amounts are subject to continual revision as actual results are

compared to past expectations and new estimates are made about the future.

The actuarial assumptions used for RHBF are consistent with those used to value the pension benefits of TSERS where appropriate. These assumptions are based on the most recent pension valuations available. The discount rate used for RHBF reflects a pay-as-you-go approach.

Projections of benefits for financial reporting purposes of the plans are based on the substantive plan (the plan as understood by the employer and plan members) and include the types of benefits provided at the time of each valuation and historical pattern of sharing of benefit costs between the employer and plan members to that point. Historically, the benefits funded solely by employer contributions applied equally to all retirees. Currently, as described earlier in the note, benefits are dependent on membership requirements.

The actuarial methods and assumptions used for DIPNC include techniques that are designed to reduce the effects of short-term volatility in actuarial accrued liabilities and the actuarial value of assets, consistent with the long-term perspective of the calculations.

The actuarial assumptions used in the December 31, 2018 valuations were generally based on the results of an actuarial experience study prepared as of December 31, 2014, as amended for updates to certain assumptions (such as the long-term investment return, medical claims, and medical trend rate assumptions) implemented based on annual reviews that have occurred since that experience study.

Discount Rate: The discount rate used to measure the total OPEB liability for RHBF was 3.50%. The projection of cash flows used to determine the discount rate assumed that contributions from employers will be made at the current statutorily determined contribution rate. Based on the above assumptions, the plan's fiduciary net position was not projected to be available to make projected future benefit payments of current plan members. As a result, a municipal bond rate of 3.50% was used as the discount rate used to measure the total OPEB liability. The 3.50% rate is based on the Bond Buyer 20-year General Obligation Index as of June 30, 2019.

The discount rate used to measure the total OPEB liability for DIPNC was 3.75%. The projection of cash flows used to determine the discount rate assumed that contributions from plan members will be made at the current contribution rate and that contributions from employers will be made at statutorily required rates, actuarially determined. Based on those assumptions, the plan's fiduciary net position was projected to be available to make all projected future benefit payments of the current plan members. Therefore, the long-term expected rate of return on plan investments was applied to all periods of projected benefit payments to determine the total OPEB liability.

Sensitivity of the Net OPEB Liability (Asset) to Changes in the Discount Rate: The following presents the College’s proportionate share of the net OPEB liability (asset) of the plans, as well as what the plans’ net OPEB liability (asset) would be if it were calculated using a discount rate that is 1-percentage point lower or 1-percentage point higher than the current discount rate:

Net OPEB Liability (Asset)			
	1% Decrease (2.50%)	Current Discount Rate (3.50%)	1% Increase (4.50%)
RHBF	\$ 19,769,641.00	\$ 16,636,843.00	\$ 8,868,966.00
	1% Decrease (2.75%)	Current Discount Rate (3.75%)	1% Increase (4.75%)
DIPNC	\$ (19,889.00)	\$ (23,482.00)	\$ (26,974.00)

Sensitivity of the Net OPEB Liability (Asset) to Changes in the Healthcare Cost Trend Rates: The following presents the net OPEB liability (asset) of the plans, as well as what the plans’ net OPEB liability (asset) would be if it were calculated using healthcare cost trend rates that are 1-percentage point lower or 1-percentage point higher than the current healthcare cost trend rates:

Net OPEB Liability (Asset)			
	1% Decrease (Medical - 4.00% - 5.50%, Pharmacy - 4.00% - 8.50%, Med. Advantage - 4.00% - 5.50%, Administrative - 2.00%)	Current Healthcare Cost Trend Rates (Medical - 5.00% - 6.50%, Pharmacy - 5.00% - 9.50%, Med. Advantage - 5.00% - 6.50%, Administrative - 3.00%)	1% Increase (Medical - 6.00% - 7.50%, Pharmacy - 6.00% - 10.50%, Med. Advantage - 6.00% - 7.50%, Administrative - 4.00%)
RHBF	\$ 13,698,528.00	\$ 16,636,843.00	\$ 20,498,429.00
	1% Decrease (Medical - 4.00% - 5.50%, Pharmacy - 4.00% - 8.50%)	Current Healthcare Cost Trend Rates (Medical - 5.00% - 6.50%, Pharmacy - 5.00% - 9.50%)	1% Increase (Medical - 6.00% - 7.50%, Pharmacy - 6.00% - 10.50%)
DIPNC	\$ (23,524.00)	\$ (23,482.00)	\$ (23,444.00)

Deferred Outflows of Resources and Deferred Inflows of Resources Related to OPEB: For the year ended June 30, 2020, the College recognized OPEB contra-expense of \$760,770.00 for RHBF and expense of \$23,546.00 for DIPNC, resulting in a total OPEB contra-expense of \$737,224.00. At June 30, 2020, the College reported deferred outflows of resources and deferred inflows of resources related to OPEB from the following sources:

Employer Balances of Deferred Outflows of Resources
Related to OPEB by Classification:

	RHBF	DIPNC	Total
Differences Between Actual and Expected Experience	\$ -	\$ 23,989.00	\$ 23,989.00
Changes of Assumptions	799,645.00	2,601.00	802,246.00
Net Difference Between Projected and Actual Earnings on Plan Investments	11,079.32	4,474.23	15,553.55
Changes in Proportion and Differences Between Employer's Contributions and Proportionate Share of Contributions	-	3,569.00	3,569.00
Contributions Subsequent to the Measurement Date	633,268.68	9,787.77	643,056.45
Total	\$ 1,443,993.00	\$ 44,421.00	\$ 1,488,414.00

Employer Balances of Deferred Inflows of Resources
Related to OPEB by Classification:

	RHBF	DIPNC	Total
Differences Between Actual and Expected Experience	\$ 838,706.00	\$ -	\$ 838,706.00
Changes of Assumptions	5,001,764.00	2,409.00	5,004,173.00
Net Difference Between Projected and Actual Earnings on Plan Investments	-	-	-
Changes in Proportion and Differences Between Employer's Contributions and Proportionate Share of Contributions	1,856,273.00	-	1,856,273.00
Total	\$ 7,696,743.00	\$ 2,409.00	\$ 7,699,152.00

Amounts reported as deferred outflows of resources related to contributions subsequent to the measurement date will be recognized as a reduction of the net OPEB liability related to RHBF and an increase of the net OPEB asset related to DIPNC in the fiscal year ended June 30, 2021. Other amounts reported as deferred outflows of resources and deferred inflows of resources related to OPEB will be recognized in OPEB expense as follows:

Schedule of the Net Amount of the Employer's Balances of Deferred Outflows of Resources and Deferred Inflows of Resources That will be Recognized in OPEB Expense:

<u>Year Ended June 30:</u>	<u>RHBF</u>	<u>DIPNC</u>
2021	\$ (2,108,768.00)	\$ 10,791.00
2022	(2,108,768.00)	7,281.00
2023	(2,107,166.00)	5,460.00
2024	(575,450.00)	3,609.00
2025	14,133.32	4,788.00
Thereafter	-	295.23
Total	<u>\$ (6,886,018.68)</u>	<u>\$ 32,224.23</u>

NOTE 15 - RISK MANAGEMENT

The College is exposed to various risks of loss related to torts; theft of, damage to, and destruction of assets; errors and omissions; injuries to employees; and natural disasters. These exposures to loss are handled via a combination of methods, including participation in state-administered insurance programs, purchase of commercial insurance, and self-retention of certain risks. There have been no significant reductions in insurance coverage from the previous year and settled claims have not exceeded coverage in any of the past three fiscal years.

A. Employee Benefit Plans

1. State Health Plan

College employees are provided comprehensive major medical care benefits. Coverage is funded by contributions to the State Health Plan (Plan), a discretely presented component unit of the State of North Carolina. The Plan is funded by employer contributions. Certain plans also require contributions from employees. The Plan has contracted with third parties to process claims. See Note 14, Other Postemployment Benefits, for additional information regarding retiree health benefits.

2. Death Benefit Plan of North Carolina

Term life insurance (death benefits) of \$25,000 to \$50,000 is provided to eligible workers who enroll in the Teachers' and State Employees' Retirement System. This Death Benefit Plan is administered by the

State Treasurer and funded via employer contributions. The employer contribution rate was 0.16% for the current fiscal year.

3. Disability Income Plan

Short-term and long-term disability benefits are provided to College employees through the Disability Income Plan of North Carolina (DIPNC), part of the State's Pension and Other Employee Benefit Trust Funds. Short-term benefits are paid by the College up to the first six months of benefits and reimbursed by DIPNC for any additional short-term benefits. As discussed in Note 14, long-term disability benefits are payable as other postemployment benefits from DIPNC after the conclusion of the short-term disability period or after salary continuation payments cease, whichever is later, for as long as an employee is disabled.

B. Other Risk Management and Insurance Activities

1. Automobile, Fire, and Other Property Losses

Fire and other property losses are covered by contracts with private insurance companies. There have been no significant reductions in insurance coverage from the previous year and settled claims have not exceeded coverage in any of the past three fiscal years.

State-owned vehicles are covered by liability insurance through a private insurance company and handled by the North Carolina Department of Insurance. The liability limits for losses are \$1,000,000 per claim and \$10,000,000 per occurrence. The College pays premiums to the North Carolina Department of Insurance for the coverage. Liability insurance for other College-owned vehicles is covered by contracts with private insurance companies.

2. Public Officers' and Employees' Liability Insurance

The risk of tort claims of up to \$1,000,000 per claimant is retained under the authority of the State Tort Claims Act. In addition, the State provides excess public officers' and employees' liability insurance up to \$2,000,000 per claim and \$10,000,000 in the aggregate per fiscal year via contract with a private insurance company. The North Carolina Community College System Office pays the premium, based on a composite rate, directly to the private insurer.

3. Employee Dishonesty and Computer Fraud

The College is protected for losses from employee dishonesty and computer fraud for employees paid in whole or in part from state funds. This coverage is with a private insurance company and is handled by the North Carolina Department of Insurance. The North Carolina Community College System Office is charged a premium by the private insurance company. Coverage limit is \$5,000,000 per occurrence. The

private insurance company pays 90% of each loss less a \$100,000 deductible. In addition, losses from all other employees are covered by a contract with a private insurance company with coverage of \$100,000 per occurrence with a \$500 deductible.

4. Statewide Workers' Compensation Program

The State Board of Community Colleges makes the necessary arrangements to carry out the provisions of the Workers' Compensation Act which are applicable to employees whose wages are paid in whole or in part from state funds. The College purchases workers' compensation insurance for employees whose salaries or wages are paid by the Board entirely from county or institutional funds.

Additional details on the state-administered risk management programs are disclosed in the State's *Comprehensive Annual Financial Report*, issued by the Office of the State Controller.

5. Other Insurance Held by the College

The College has mitigated the following risks through the purchase of additional insurance policies as of June 30, 2020: Professional Liability and Medical Malpractice, Employment Practices, and Cyber Liability.

The College purchased other authorized coverage from private insurance companies through the North Carolina Department of Insurance. This coverage includes: Employer's Liability Insurance with limits of \$100,000 per occurrence limit; Professional Liability Insurance with limits of \$1,000,000 per occurrence covering students and instructors in Allied Health and Cosmetology programs; Directors' and Officers' Liability Insurance with a limit of \$3,000,000 and a \$25,000 deductible; and Cyber Liability Insurance with limits up to \$1,000,000 and a \$5,000 deductible.

NOTE 16 - COMMITMENTS AND CONTINGENCIES

- A. Commitments** - The College has established an encumbrance system to track its outstanding commitments on construction projects and other purchases. Outstanding commitments on construction contracts were \$8,889.64 and on other purchases were \$43,306.39 at June 30, 2020.
- B. Pending Litigation and Claims** - The College is a party to litigation and claims in the ordinary course of its operations. Since it is not possible to predict the ultimate outcome of these matters, no provision for any liability has been made in the financial statements. College management is of the opinion that the liability, if any, for any of these matters will not have a material adverse effect on the financial position of the College.

NOTE 17 - THE CORONAVIRUS PANDEMIC EMERGENCY

In response to the coronavirus pandemic emergency, actions were taken by the College in March 2020 to reduce the spread of the coronavirus disease (COVID-19) and to provide for the health and safety of students, faculty, and staff.

On March 27, 2020, the Coronavirus Aid, Relief, and Economic Security Act (CARES Act) was signed into law. The CARES Act included various relief and recovery aid programs to address COVID-19 expenses and the costs incurred and revenue lost due to the actions taken to reduce the spread of COVID-19. For the College, these programs included the Coronavirus Relief Fund (CRF) administered by the U.S. Department of Treasury and made available directly to state and local governments, and the Higher Education Emergency Relief Fund (HEERF) administered by the U.S. Department of Education and made available directly to universities and colleges.

The CARES Act - CRF funds were appropriated by the State of North Carolina in House Bill 1043 to the Community College System Office (System Office) and allocated to the colleges to cover COVID-19 expenses. As of June 30, 2020, the \$122,697.00 allocated to the College for Small Business Center Counseling, College Career Counselors and Academic Advisory, and Virtual Student Tutoring remained unspent. The CRF funds must be used to cover allowable costs that were incurred between March 1, 2020 and December 31, 2021.

The revenues from these programs are contingent upon meeting the terms and conditions of the programs and signed agreements with the funding agencies, are recognized when qualifying expenditures are incurred, funds are used for intended purposes, and other eligibility requirements are met, and are reported in the following revenue caption of the financial statements:

Nonoperating Revenue:

Federal Aid - COVID-19 - This caption includes funds received from the CARES Act, other than the CRF funds appropriated in House Bill 1043, as follows:

The HEERF funds provided include: (1) a student allocation to provide for emergency financial aid grants to students for expenses related to the disruption of campus operations due to COVID-19, (2) an institutional allocation to cover costs associated with significant changes to the delivery of instruction due to COVID-19 including the recovery of revenue lost due to those changes, and (3) an additional award to address needs directly related to COVID-19. The HEERF funds must be expended within one year of the grant award notification date.

Summary of Federal Aid - COVID-19 Revenue Activities for the Fiscal Year Ended June 30, 2020:

Program	Total Authorized Award	Earned Revenue
Federal Aid - COVID-19:		
HEERF - Student Allocation	\$ 506,028.00	\$ 427,015.00
HEERF - Institutional Allocation (1)	506,027.00	9,226.93
HEERF - Additional Award	49,544.00	<u>39,324.80</u>
Total Federal Aid - COVID-19	N/A	<u>\$ 475,566.73</u>

(1) While the HEERF Institutional Portion is accounted for and recognized independently from the HEERF Student Portion, the CARES Act has a "Use of Funds" requirement that no less than 50% of the total HEERF Student and Institutional Portion funds must be used for emergency financial aid grants to students.

NOTE 18 - CHANGES IN FINANCIAL ACCOUNTING AND REPORTING


For the fiscal year ended June 30, 2020, the College implemented the following pronouncements issued by the Governmental Accounting Standards Board (GASB):

GASB Statement No. 89, Accounting for Interest Costs Incurred before the End of a Construction Period

GASB Statement No. 95, Postponement of the Effective Dates of Certain Authoritative Guidance

GASB Statement No. 89 establishes accounting requirement for interest costs incurred before the end of a construction period. Interest costs incurred before the end of a construction period are to be recognized as an expense in the period in which the costs are incurred for financial statements prepared using the economic resources measurement focus. Interest costs incurred before the end of a construction period will not be included in the historical cost of a capital asset reported in a business-type activity. The requirements of this Statement have been applied prospectively.

GASB Statement No. 95 provides temporary relief to governments and other stakeholders in light of the COVID-19 pandemic by postponing the effective dates of certain provisions in Statements and Implementation Guides that first became effective or are scheduled to become effective for period beginning after June 15, 2018 and later.



REQUIRED SUPPLEMENTARY INFORMATION

***Isothermal Community College
Required Supplementary Information
Schedule of the Proportionate Share of the Net Pension Liability
Cost-Sharing, Multiple-Employer, Defined Benefit Pension Plan
Last Seven Fiscal Years****

Exhibit C-1

Teachers' and State Employees' Retirement System	2020	2019	2018	2017
Proportionate Share Percentage of Collective Net Pension Liability	0.06310%	0.06389%	0.06671%	0.06840%
Proportionate Share of TSERS Collective Net Pension Liability	\$ 6,541,550.00	\$ 6,360,945.00	\$ 5,293,066.00	\$ 6,286,667.00
Covered Payroll	\$ 9,854,612.31	\$ 9,545,501.78	\$ 9,457,676.30	\$ 9,386,587.49
Proportionate Share of the Net Pension Liability as a Percentage of Covered Payroll	66.38%	66.64%	55.97%	66.98%
Plan Fiduciary Net Position as a Percentage of the Total Pension Liability	87.56%	87.61%	89.51%	87.32%
	2016	2015	2014	
Proportionate Share Percentage of Collective Net Pension Liability	0.06856%	0.07024%	0.07080%	
Proportionate Share of TSERS Collective Net Pension Liability	\$ 2,526,572.00	\$ 823,509.00	\$ 4,298,281.00	
Covered Payroll	\$ 9,435,794.58	\$ 9,368,268.38	\$ 9,361,352.66	
Proportionate Share of the Net Pension Liability as a Percentage of Covered Payroll	26.78%	8.79%	45.92%	
Plan Fiduciary Net Position as a Percentage of the Total Pension Liability	94.64%	98.24%	90.60%	

Note: Information is presented for all years that were measured in accordance with the requirements of GASB Statement No. 68, *Accounting and Financial Reporting for Pensions - An Amendment of GASB Statement No. 27*, as amended.

* The amounts presented for each fiscal year were determined as of the prior fiscal year ending June 30.

***Isothermal Community College
Required Supplementary Information
Schedule of College Contributions
Cost-Sharing, Multiple-Employer, Defined Benefit Pension Plan
Last Ten Fiscal Years***

Exhibit C-2

Teachers' and State Employees' Retirement System	2020	2019	2018	2017	2016
Contractually Required Contribution	\$ 1,269,473.70	\$ 1,211,131.85	\$ 1,029,005.09	\$ 943,876.09	\$ 858,872.76
Contributions in Relation to the Contractually Determined Contribution	<u>1,269,473.70</u>	<u>1,211,131.85</u>	<u>1,029,005.09</u>	<u>943,876.09</u>	<u>858,872.76</u>
Contribution Deficiency (Excess)	<u>\$ -</u>	<u>\$ -</u>	<u>\$ -</u>	<u>\$ -</u>	<u>\$ -</u>
Covered Payroll	\$ 9,787,769.43	\$ 9,854,612.31	\$ 9,545,501.78	\$ 9,457,676.30	\$ 9,386,587.49
Contributions as a Percentage of Covered Payroll	12.97%	12.29%	10.78%	9.98%	9.15%
	2015	2014	2013	2012	2011
Contractually Required Contribution	\$ 863,375.20	\$ 814,102.52	\$ 779,800.68	\$ 680,252.89	\$ 445,270.89
Contributions in Relation to the Contractually Determined Contribution	<u>863,375.20</u>	<u>814,102.52</u>	<u>779,800.68</u>	<u>680,252.89</u>	<u>445,270.89</u>
Contribution Deficiency (Excess)	<u>\$ -</u>	<u>\$ -</u>	<u>\$ -</u>	<u>\$ -</u>	<u>\$ -</u>
Covered Payroll	\$ 9,435,794.58	\$ 9,368,268.38	\$ 9,361,352.66	\$ 9,143,184.04	\$ 9,031,863.91
Contributions as a Percentage of Covered Payroll	9.15%	8.69%	8.33%	7.44%	4.93%

Note: Changes in benefit terms, methods, and assumptions are presented in the Notes to Required Supplementary Information (RSI) schedule following the pension RSI tables.

Isothermal Community College
Notes to Required Supplementary Information
Schedule of College Contributions
Cost-Sharing, Multiple-Employer, Defined Benefit Pension Plan
For the Fiscal Year Ended June 30, 2020

Changes of Benefit Terms:

	<u>Cost of Living Increase</u>									
	<u>2018</u>	<u>2017</u>	<u>2016</u>	<u>2015</u>	<u>2014</u>	<u>2013</u>	<u>2012</u>	<u>2011</u>	<u>2010</u>	<u>2009</u>
Teachers' and State Employees' Retirement System	N/A	1.00%	N/A	N/A	N/A	1.00%	N/A	N/A	N/A	2.20%

Changes of Assumptions: In 2015, the North Carolina Retirement Systems' consulting actuaries performed the quinquennial investigation of each retirement system's actual demographic and economic experience (known as the "Experience Review"). The Experience Review provides the basis for selecting the actuarial assumptions and methods used to determine plan liabilities and funding requirements. The most recent Experience Review examined each plan's experience during the period between January 1, 2010, and December 31, 2014. Based on the findings, the Board of Trustees of the Teachers' and State Employees' Retirement System adopted a number of new actuarial assumptions and methods. The most notable changes to the assumptions include updates to the mortality tables and the mortality improvement projection scales to reflect reduced rates of mortality and significant increases in mortality improvements. These assumptions were adjusted to reflect the mortality projection scale MP-2015, released by the Society of Actuaries in 2015. In addition, the assumed rates of retirement, salary increases, and rates of termination from active employment were reduced to more closely reflect actual experience. The discount rate for the Teachers' and State Employees' Retirement System was lowered from 7.25% to 7.20% for the December 31, 2016 valuation. For the December 31, 2017 valuation, the discount rate was lowered to 7.00%.

The Board of Trustees also adopted a new asset valuation method for the Teachers' and State Employees' Retirement System. For determining plan funding requirements, the plan now uses a five-year smoothing method with a reset of the actuarial value of assets to market value as of December 31, 2014.

The Notes to Required Supplementary Information reflect information included in the State of North Carolina's 2019 *Comprehensive Annual Financial Report*.

N/A - Not Applicable

***Isothermal Community College
Required Supplementary Information
Schedule of the Proportionate Share of the Net OPEB Liability or Asset
Cost-Sharing, Multiple-Employer, Defined Benefit OPEB Plans
Last Four Fiscal Years****

Exhibit C-3

Retiree Health Benefit Fund	2020	2019	2018	2017
Proportionate Share Percentage of Collective Net OPEB Liability	0.05258%	0.05452%	0.05521%	0.05991%
Proportionate Share of Collective Net OPEB Liability	\$ 16,636,843.00	\$ 15,532,779.00	\$ 18,100,313.00	\$ 26,062,886.00
Covered Payroll	\$ 9,854,612.31	\$ 9,545,501.78	\$ 9,457,676.30	\$ 9,386,587.49
Proportionate Share of the Net OPEB Liability as a Percentage of Covered Payroll	168.82%	162.72%	191.38%	277.66%
Plan Fiduciary Net Position as a Percentage of the Total OPEB Liability	4.40%	4.40%	3.52%	2.41%
Disability Income Plan of North Carolina				
Proportionate Share Percentage of Collective Net OPEB Asset	0.05442%	0.05519%	0.05761%	0.05995%
Proportionate Share of Collective Net OPEB Asset	\$ 23,482.00	\$ 16,765.00	\$ 35,211.00	\$ 37,229.00
Covered Payroll	\$ 9,854,612.31	\$ 9,545,501.78	\$ 9,457,676.30	\$ 9,386,587.49
Proportionate Share of the Net OPEB Asset as a Percentage of Covered Payroll	0.24%	0.18%	0.37%	0.40%
Plan Fiduciary Net Position as a Percentage of the Total OPEB Liability	113.00%	108.47%	116.23%	116.06%

Note: Information is presented for all years that were measured in accordance with the requirements of GASB Statement No. 75, *Accounting and Financial Reporting for Postemployment Benefits Other Than Pensions*, as amended.

* The amounts presented for each fiscal year were determined as of the prior fiscal year ending June 30.

***Isothermal Community College
Required Supplementary Information
Schedule of College Contributions
Cost-Sharing, Multiple-Employer, Defined Benefit OPEB Plans
Last Ten Fiscal Years***

Exhibit C-4

Retiree Health Benefit Fund	2020	2019	2018	2017	2016
Contractually Required Contribution	\$ 633,268.68	\$ 617,884.19	\$ 577,502.86	\$ 549,490.99	\$ 525,648.90
Contributions in Relation to the Contractually Determined Contribution	633,268.68	617,884.19	577,502.86	549,490.99	525,648.90
Contribution Deficiency (Excess)	\$ -	\$ -	\$ -	\$ -	\$ -
Covered Payroll	\$ 9,787,769.43	\$ 9,854,612.31	\$ 9,545,501.78	\$ 9,457,676.30	\$ 9,386,587.49
Contributions as a Percentage of Covered Payroll	6.47%	6.27%	6.05%	5.81%	5.60%
	2015	2014	2013	2012	2011
Contractually Required Contribution	\$ 518,025.12	\$ 505,886.49	\$ 496,151.69	\$ 457,159.20	\$ 442,561.33
Contributions in Relation to the Contractually Determined Contribution	518,025.12	505,886.49	496,151.69	457,159.20	442,561.33
Contribution Deficiency (Excess)	\$ -	\$ -	\$ -	\$ -	\$ -
Covered Payroll	\$ 9,435,794.58	\$ 9,368,268.38	\$ 9,361,352.66	\$ 9,143,184.04	\$ 9,031,863.91
Contributions as a Percentage of Covered Payroll	5.49%	5.40%	5.30%	5.00%	4.90%
	2020	2019	2018	2017	2016
Disability Income Plan of North Carolina					
Contractually Required Contribution	\$ 9,787.77	\$ 13,796.46	\$ 13,363.70	\$ 35,939.17	\$ 38,485.01
Contributions in Relation to the Contractually Determined Contribution	9,787.77	13,796.46	13,363.70	35,939.17	38,485.01
Contribution Deficiency (Excess)	\$ -	\$ -	\$ -	\$ -	\$ -
Covered Payroll	\$ 9,787,769.43	\$ 9,854,612.31	\$ 9,545,501.78	\$ 9,457,676.30	\$ 9,386,587.49
Contributions as a Percentage of Covered Payroll	0.10%	0.14%	0.14%	0.38%	0.41%
	2015	2014	2013	2012	2011
Contractually Required Contribution	\$ 38,686.76	\$ 41,220.38	\$ 41,189.95	\$ 47,544.56	\$ 46,965.69
Contributions in Relation to the Contractually Determined Contribution	38,686.76	41,220.38	41,189.95	47,544.56	46,965.69
Contribution Deficiency (Excess)	\$ -	\$ -	\$ -	\$ -	\$ -
Covered Payroll	\$ 9,435,794.58	\$ 9,368,268.38	\$ 9,361,352.66	\$ 9,143,184.04	\$ 9,031,863.91
Contributions as a Percentage of Covered Payroll	0.41%	0.44%	0.44%	0.52%	0.52%

Note: Changes in benefit terms, methods, and assumptions are presented in the Notes to Required Supplementary Information (RSI) schedule following the OPEB RSI tables.

***Isothermal Community College
Notes to Required Supplementary Information
Schedule of College Contributions
Cost-Sharing, Multiple-Employer, Defined Benefit OPEB Plans
For the Fiscal Year Ended June 30, 2020***

Changes of Benefit Terms: Effective January 1, 2016, benefit terms related to copays, out-of-pocket maximums, and deductibles were changed for three of four options of the Retiree Health Benefit Fund (RHBF). Most of the changes were an increase in the amount from the previous year.

Effective January 1, 2017, benefit terms related to copays, coinsurance maximums, out-of-pocket maximums, and deductibles were changed for two of four options of the RHBF. Most of the changes were an increase in the amount from the previous year.

Effective January 1, 2019, benefit terms related to copays, out-of-pockets maximums, and deductibles were changes for one of four options of the RHBF. Out of pocket maximums increased while certain specialist copays decreased related to option benefits.


Additionally, the December 31, 2017 Disability Income Plan of North Carolina (DIPNC) actuarial valuation includes a liability for the State's potential reimbursement of health insurance premiums paid by employers during the second six months of the short-term disability benefit period.

Method and Assumptions Used in Calculations of Actuarially Determined Contributions: An actuarial valuation is performed for each plan each year. The actuarially determined contribution rates in the Schedule of College Contributions are calculated by the actuary as a projection of the required employer contribution for the fiscal year beginning six months following the date of the valuation results for the RHBF. The actuarially determined contribution rates in the Schedule of College Contributions are calculated by the actuary as a projection of the required employer contribution for the fiscal year beginning 18 months following the date of the valuation results for the DIPNC. See Note 14 for more information on the specific assumptions for each plan. The actuarially determined contributions for those items with covered payroll were determined using the actuarially determined contribution rate from the actuary and covered payroll as adjusted for timing differences and other factors such as differences in employee class. Other actuarially determined contributions are disclosed in the schedule as expressed by the actuary in reports to the plans.

Changes of Assumptions: In 2015, the North Carolina Retirement Systems' consulting actuaries performed the quinquennial investigation of each retirement system's actual demographic and economic experience (known as the "Experience Review"). The Experience Review provides the basis for selecting the actuarial assumptions and methods used to determine plan liabilities and funding requirements. The most recent experience review examined each plan's experience during the period between January 1, 2010, and December 31, 2014. Based on the findings, the Boards of Trustees of the Teachers' and State Employees' Retirement System and the State Health Plan adopted a number of new actuarial assumptions and methods for the RHBF and the DIPNC. The most notable changes to the assumptions include updates to the mortality tables and the mortality improvement projection scales to reflect reduced rates of mortality and significant increases in mortality improvements. These assumptions were adjusted to reflect the mortality projection scale MP-2015, released by the Society of Actuaries in 2015. In addition, the assumed rates of retirement and rates of termination from active employment were reduced to more closely reflect actual experience.

For the actuarial valuation measured as of June 30, 2019, the discount rate for the RHBF was updated to 3.5%. Disability rates were adjusted to the non-grandfathered assumptions used in the Teachers' and State Employees' Retirement System actuarial valuation to better align with the anticipated incidence of disability. Medical and prescription drug claims were changed based on most recent experience, and medical and prescription drug trend rates were changed to the current schedule. Enrollment assumptions were updated to model expected migrations amount RHBF plan options over the next four years. For the DIPNC actuarial valuation as of December 31, 2018, for individuals who may become disabled in the future, the Social Security disability income benefit (which is an offset for the DIPNC benefit) was updated to be based on assumed Social Security calculation parameters in the year of disability.

The Notes to Required Supplementary Information reflect information included in the State of North Carolina's 2019 *Comprehensive Annual Financial Report*.



INDEPENDENT AUDITOR'S REPORT

STATE OF NORTH CAROLINA
Office of the State Auditor



Beth A. Wood, CPA
State Auditor

2 S. Salisbury Street
20601 Mail Service Center
Raleigh, NC 27699-0600
Telephone: (919) 807-7500
Fax: (919) 807-7647
<https://www.auditor.nc.gov>

**INDEPENDENT AUDITOR'S REPORT
ON INTERNAL CONTROL OVER FINANCIAL REPORTING
AND ON COMPLIANCE AND OTHER MATTERS BASED ON AN
AUDIT OF FINANCIAL STATEMENTS PERFORMED IN ACCORDANCE WITH
GOVERNMENT AUDITING STANDARDS**

Board of Trustees
Isothermal Community College
Spindale, North Carolina

We have audited, in accordance with the auditing standards generally accepted in the United States of America and the standards applicable to financial audits contained in *Government Auditing Standards* issued by the Comptroller General of the United States, the financial statements of Isothermal Community College (College), a component unit of the State of North Carolina, and its discretely presented component units, as of and for the year ended June 30, 2020, and the related notes to the financial statements, which collectively comprise the College's basic financial statements, and have issued our report thereon dated February 25, 2021. Our report includes a reference to other auditors who audited the financial statements of Isothermal Community College Foundation, Inc. and Polk County Campus I.C.C. Foundation, Inc., as described in our report on the College's financial statements. The financial statements of those entities were not audited in accordance with *Government Auditing Standards*, and accordingly, this report does not include reporting on internal control over financial reporting or compliance and other matters associated with those entities.

Internal Control Over Financial Reporting

In planning and performing our audit of the financial statements, we considered the College's internal control over financial reporting (internal control) as a basis for designing audit procedures that are appropriate in the circumstances for the purpose of expressing our opinions on the financial statements, but not for the purpose of expressing an opinion on the effectiveness of the College's internal control. Accordingly, we do not express an opinion on the effectiveness of the College's internal control.

A deficiency in internal control exists when the design or operation of a control does not allow management or employees, in the normal course of performing their assigned functions, to prevent, or detect and correct, misstatements on a timely basis. A *material weakness* is a deficiency, or a combination of deficiencies, in internal control such that there is a reasonable possibility that a material misstatement of the College's financial statements will not be prevented, or detected and corrected on a timely basis. A *significant deficiency* is a deficiency,

or a combination of deficiencies, in internal control that is less severe than a material weakness, yet important enough to merit attention by those charged with governance.

Our consideration of internal control was for the limited purpose described in the first paragraph of this section and was not designed to identify all deficiencies in internal control that might be material weaknesses or significant deficiencies. Given these limitations, during our audit we did not identify any deficiencies in internal control that we consider to be material weaknesses. However, material weaknesses may exist that have not been identified.

Compliance and Other Matters

As part of obtaining reasonable assurance about whether the College's financial statements are free from material misstatement, we performed tests of its compliance with certain provisions of laws, regulations, contracts, and grant agreements, noncompliance with which could have a direct and material effect on the financial statements. However, providing an opinion on compliance with those provisions was not an objective of our audit, and accordingly, we do not express such an opinion. The results of our tests disclosed no instances of noncompliance or other matters that are required to be reported under *Government Auditing Standards*.

Purpose of this Report

The purpose of this report is solely to describe the scope of our testing of internal control and compliance and the results of that testing, and not to provide an opinion on the effectiveness of the College's internal control or on compliance. This report is an integral part of an audit performed in accordance with *Government Auditing Standards* in considering the College's internal control and compliance. Accordingly, this communication is not suitable for any other purpose.



Beth A. Wood, CPA
State Auditor

Raleigh, North Carolina

February 25, 2021

ORDERING INFORMATION

COPIES OF THIS REPORT MAY BE OBTAINED BY CONTACTING:

Office of the State Auditor
State of North Carolina
2 South Salisbury Street
20601 Mail Service Center
Raleigh, North Carolina 27699-0600

Telephone: 919-807-7500
Facsimile: 919-807-7647
Internet: <http://www.auditor.nc.gov>



To report alleged incidents of fraud, waste or abuse in state government contact the
Office of the State Auditor Fraud Hotline:

Telephone: 1-800-730-8477

Internet: <http://www.auditor.nc.gov/pub42/Hotline.aspx>

For additional information contact the
North Carolina Office of the State Auditor at:

919-807-7666

